

Product Catalog



About Us

At American Security, we have been dedicated to providing quality security solutions to our customers since our establishment in 1946.

Additionally, American Security entered the Smart Safe market 10 years ago with CashWizard, securing two more patents for our Smart Safe technology. The CashWizard Smart Safe is the highest security depository safe of its kind on the market today and provides ultimate visibility into daily cash transactions via integrated cloud-based software that gives treasury and other management suites the ability to remotely manage money from anywhere in the world, 24 hours a day, 7 days a week.

At American Security, we believe that innovation is not just about creating new products but also improving existing ones. We continuously update our products to keep up with the latest technology and security standards, ensuring that our customers have the best possible experience with our products.

Our humble beginnings started with little more than a welder, lathe, and a desire to build strong safes. As we've grown, we've expanded our offerings to meet the changing needs of our customers. Through dedication and hard work, we have become a leading name in the security industry, providing a wide range of products and services, including our CashWizard Smart Safes.

Over the years, we've had the privilege to work with a diverse range of clients across various industries and have been recognized for our commitment to quality and excellence. At American Security, our core values guide us in everything we do. We are committed to providing the highest level of security solutions to our customers and continuously strive to innovate and improve our offerings.



Table of Contents

GUN SAFES

RF SERIES.....	5
BFII SERIES	6
BFX SERIES	8
NF SERIES	10
SF SERIES	11
TF SERIES	12
CONCEALED SAFE.....	13
HANDGUN SERIES.....	13
VAULT DOOR SERIES	14

HOME SAFES

BF SERIES.....	17
BFS SERIES.....	18
CSC SERIES.....	19
AM SERIES.....	20
JEWELRY SAFE MODEL	21
CEV SERIES.....	22
MAX SAFE.....	23
UL SERIES	24
FS SERIES	25
MS SAFE	26
EST SERIES	27
IRC SAFE	28
WS SERIES	29

BUSINESS SAFES

RMM SERIES.....	31
MONEY MANAGER SERIES	32
BWB DROP SERIES	33
BWB SERIES.....	34
DEPOSITORY DSF SERIES	35
DEPOSITORY DST MODEL.....	36
DSR SAFE.....	37
BLC SERIES.....	38
BLB SERIES	39
CFX SERIES.....	40
CF SERIES	41
CE SERIES	42
DXE SERIES	43
ACF SERIES.....	44
ACE SERIES.....	45
FLOOR SAFE SERIES	46
TB & KI SERIES.....	47
NARCO SERIES.....	48

ACCESSORIES

STOR-IT CABINETS.....	51
LIGHT KITS.....	52
JEWELRY DRAWERS.....	53
MISCELLANEOUS GUN.....	54
INTERIOR DRAWERS/LOCKERS.....	55

LOCKS

A HISTORY OF AMSEC LOCKS.....	57
AMSEC ELECTRONIC LOCKS.....	58
PARTNER ELECTRONIC LOCKS	60
AMSEC MECHANICAL LOCKS.....	62


SAFER RATINGS

FIRE RATINGS.....	65
BURGLARY RATINGS.....	67

INDEX

LOCK INDEX.....	71
PRODUCT INDEX	74
FREIGHT DAMAGE CLAIMS.....	75
CANCELLATION POLICY	75

Gun Safes



RF Series (TL-30 and TL-30x6)

FEATURES

- The highest security rated gun safe on the market! Simply the best!
- The only TL-30x6 gun safe on the market
- Made in the USA

SECURITY

- 6" thick high security composite door
- UL Listed TL-30 (RF6528) or TL-30x6 (RF703620X6 and RF582820X6) high security/burglary classification
- Active 3-way bolt work

- 10 massive 1½" chrome plated bolts
- Anchor holes provided

WARRANTY

- 5-year parts and labor warranty when purchased with a factory installed American Security lock
- Special lifetime warranty for damage from burglary attempts and fire

FIRE PROTECTION

- Palusol seals to protect against fire and smoke
- Fire protection of 1850°F for 120 minutes

FUNCTIONALITY

- Storage for long guns
- Door organizer and light kit providing excellent high valuable storage solutions for both guns and other personal items
- 3-outlet/USB power strip
- Industry's most flexible interior
- LED light kit

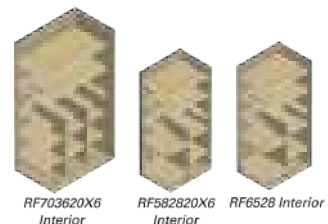


RF582820X6

TEXTURED



HARDWARE



IMPORTANT:

Add 3" to outside depth for handle, dial and hinge projection.

Model	Outside Dimension H x W x D	Door Clearance H x W	Body Thickness	Interior Capacity	Weight	Lock Type
RF703620X6	76" x 42" x 29¼"	70" x 36"	3"	12-12-12-24-36+2 Gun or 58 + 2 Gun	4,578 lbs.	See pg. 71
RF582820X6	64" x 34" x 29¼"	58" x 28"	3"	12-12-24 + 2 Gun	3,455 lbs.	See pg. 71
RF6528	72" x 35" x 29¼"	65" x 28"	3½"	12-12-24 + 2 Gun	3,418 lbs.	See pg. 71

BFI Series



FEATURES

- Made in the USA

SECURITY

- The only UL RSC II security rated gun safe on the market! Double the security rating of all other gun safe brands on the market.
- ½" steel plate door offering a substantial solid steel security barrier against aggressive attacks
- Double the steel protection in the body with an 11GA outer steel barrier and a 5/16" inner steel liner
- TL-15 boltwork with 10 massive 1½" chrome plated bolts

- Our patented active hardplate that is typically only found on our TL security rated safes
- Anchor holes provided

WARRANTY

- 5-year parts and labor warranty when purchased with a factory installed American Security lock
- Special lifetime warranty for damage from burglary attempts and fire

FIRE PROTECTION

- DryLight® fill - American Security's proprietary seamless, lightweight, high performance fire barrier
- ETL fire rating of 1200°F for 120 minutes

- Dual door seals to protect against fire and smoke

FUNCTIONALITY

- Industry's most flexible interior
- Door organizer
- Storage for long guns on door
- 3-outlet/USB power strip
- LED light kit
- Power strip



BFI6032



IMPORTANT:

Add 3" to outside depth for handle, dial and hinge projection.

Model	Outside Dimension H x W x D	Door Clearance H x W	Body Thickness	Interior Capacity	Weight	Lock Type
BFI7250	71¼" x 50" x 28"	63¾" x 42⅝"	2¼"	14-14-14-28-42 + 2 Gun or 73 + 2 Gun	2,438 lbs.	See pg. 72
BFI7240	71¼" x 40" x 26"	63¾" x 32⅝"	2¼"	12-12-12-24-36 + 2 Gun or 58 + 2 Gun	1,991 lbs.	See pg. 72
BFI6636	65¼" x 36" x 26"	57¾" x 28⅝"	2¼"	12-12-24 + 2 Gun	1,716 lbs.	See pg. 72
BFI6030	59¼" x 30" x 26"	51¾" x 22⅝"	2¼"	11-11-22 + 2 Gun	1,395 lbs.	See pg. 72
BFI6032	59¼" x 30" x 21"	51¾" x 16⅝"	2¼"	9-9-18 + 2 Gun	1,244 lbs.	See pg. 72
BFI6024	59¼" x 24" x 21"	51¾" x 16⅝"	2¼"	8-8-16 Gun + 1 Gun	1,067 lbs.	See pg. 72

BFI Series (continued)

HIGH GLOSS



Charcoal Metallic Gloss **NEW!** Ironside Green Gloss Pearl Essence Gloss Onyx Gloss



Sapphire Blue Gloss **NEW!** Thermal Blue Gloss **NEW!** Reign Purple Gloss Platinum Metallic Gloss

TEXTURED



Textured Granite Textured White Textured Black **NEW!** Spa Blue Textured Charcoal Gray


HARDWARE



Chrome Brass Black Nickel



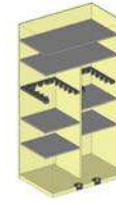
6024 Standard Gun Interior



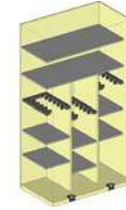
6032 Standard Gun Interior



6030 Optional Gun Interior




6636 Standard Gun Interior




7240 Standard Gun Interior



7240 Optional 58 Gun Interior



7250 Standard Gun Interior




7250 Optional 73 Gun Interior

*Two-tone combinations available with textured body, using any standard textured color, and either high gloss or textured door. Please refer to Standard Colors list.

** Quotes available for other custom options such as two-tone high gloss, discontinued colors, or color match to your specifications, subject to manufacturing limitations.

BFX Series



FEATURES

- Made in the USA

SECURITY

- UL RSC I security rating
- ½" steel plate door (¾" on 7240 & 7250) providing a substantial solid steel barrier against aggressive attacks
- Double the steel protection in the body with an 11GA outer steel barrier and a 12GA inner steel liner
- Active 4x locking system:
 - ¼" hardplate and a top-rated hardened disc defeats lock attacks
 - Spring loaded relock mechanism

- Gear cam housing with precision engineered lock bolt protection
- 4-way active bolt work (BFX6024 has 2-way bolt work)
- 10, 14, and 16 massive ½" chrome plated bolts
- Anchor holes provided

WARRANTY

- 5-year parts and labor warranty when purchased with a factory installed American Security lock
- Special lifetime warranty for damage from burglary attempts and fire

FIRE PROTECTION

- DryLight® fill - American Security's proprietary seamless, lightweight, high performance fire barrier
- ETL fire rating of 1200°F at 120 minutes
- Dual door seals to protect against fire and smoke

FUNCTIONALITY

- Industry's most flexible interior
- Door organizer
- Storage for long guns on door
- 3-outlet/USB power strip
- LED light kit
- Power strip



BFX6636



IMPORTANT:

Add 3" to outside depth for handle, dial and hinge projection.

Model	Outside Dimension H x W x D	Door Clearance H x W	Body Thickness	Interior Capacity	Weight	Lock Type
BFX7250	71¼" x 50" x 28"	63¾" x 42½"	2"	14-14-14-28-42 + 2 Gun or 73 + 2 Gun	1,789 lbs.	See pg. 72
BFX7240	71¼" x 40" x 26"	63¾" x 32½"	2"	12-12-12-24-36 + 2 Gun or 58 + 2 Gun	1,585 lbs.	See pg. 72
BFX6636	65¼" x 36" x 26"	57¾" x 28½"	2"	12-12-24 + 2 Gun	1,319 lbs.	See pg. 72
BFX6030	59¼" x 30" x 26"	51¾" x 22½"	2"	11-11-22 + 2 Gun	1,036 lbs.	See pg. 72
BFX6032	59¼" x 30" x 21"	51¾" x 22½"	2"	9-9-18 + 2 Gun	913 lbs.	See pg. 72
BFX6024	59¼" x 24" x 21"	51¾" x 16½"	2"	8-8-16 Gun + 1 Gun	720 lbs.	See pg. 72

BFX Series *(continued)*

HIGH GLOSS



Charcoal Metallic Gloss **NEW!** Ironside Green Gloss Pearl Essence Gloss Onyx Gloss



Sapphire Blue Gloss **NEW!** Thermal Blue Gloss **NEW!** Reign Purple Gloss Platinum Metallic Gloss

TEXTURED



Textured Granite Textured White Textured Black **NEW!** Spa Blue Textured Charcoal Gray


HARDWARE




Chrome Brass Black Nickel



MADE IN USA



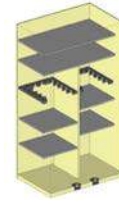
6024 Standard Gun Interior



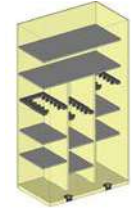
6032 Standard Gun Interior



6030 Optional Gun Interior




6636 Standard Gun Interior




7240 Standard Gun Interior



7240 Optional 58 Gun Interior



7250 Standard Gun Interior



7250 Optional 73 Gun Interior

*Two-tone combinations available with textured body, using any standard textured color, and either high gloss or textured door. Please refer to Standard Colors list.

** Quotes available for other custom options such as two-tone high gloss, discontinued colors, or color match to your specifications, subject to manufacturing limitations.

NF Series

FEATURES

- Lifetime warranty against burglary and fire

SECURITY

- ¼" solid steel plate door, providing superior protection against pry attacks, along with an 11GA solid steel body.
- 4-way bolt work
- UL RSC I security rating
- 14 massive 1½" chrome plated bolts
- Anchor holes provided

- **NEW:** UL Listed ESL10 electronic lock
- Decorative five-spoke handle

FIRE PROTECTION

- Lined with 3-4 layers of fire protection panels
- Dual door seals to protect against fire and smoke
- ETL fire rating of 1200°F for 90 minutes

FUNCTIONALITY

- Industry's most flexible interior
- Door organizer
- Storage for 2 long guns on door (1 on NF5924E5)
- AC power outlet with removable cord
- **NEW:** LED light kit



NF6030



TEXTURED



Textured
Gunmetal
Gray

HARDWARE



Black Nickel



NF5924
Interior



NF6032
Interior



NF6030
Interior




NF6036
Interior

IMPORTANT:

Add 3" to outside depth for handle, dial and hinge projection.

Model	Outside Dimension H x W x D	Door Clearance H x W	Body Thickness	Interior Capacity	Weight	Lock Type
NF6036	59" x 36" x 26"	52" x 28¾"	2¾"	17-17-34 + 2 Gun	977 lbs.	ESL10
NF6030	59" x 30" x 26"	52" x 22¾"	2¾"	14-14-28 + 2 Gun	788 lbs.	ESL10
NF6032	59" x 30" x 21"	52" x 22¾"	2¾"	9-9-18 + 2 Gun	761 lbs.	ESL10
NF5924	59" x 24" x 18"	52" x 16¾"	2¾"	8-8-16 Gun + 1 Gun	600 lbs.	ESL10

SF Series



FEATURES

- Lifetime warranty against burglary and fire

SECURITY

- 3/16" solid steel plate door providing superior protection against pry attacks
- 12GA solid steel body lined with 3-4 layers of fire protection panels providing respectable burglary and fire protection
- 4-way bolt work offering an extra layer of security on all 4 sides of the door

- 14 massive 1/4" chrome plated bolts
- Anchor holes provided
- Decorative 3-spoke handle

FIRE PROTECTION

- Dual door seals to protect against fire and smoke
- ETL fire rating of 1200°F for 60 minutes

FUNCTIONALITY

- UL Listed ESL5 electronic lock with illuminated keypad
- Industry's most flexible interior
- Door organizer
- Storage for 2 long guns on door
- **NEW:** LED light kit



TEXTURED

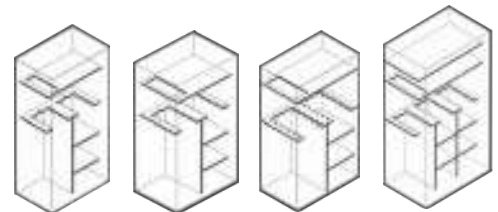


Textured
Black

HARDWARE



Black Nickel



SF6030
Interior

SF6032
Interior

SF6036
Interior

SF7240
Interior

IMPORTANT:

Add 3" to outside depth for handle, dial and hinge projection.

Model	Outside Dimension H x W x D	Door Clearance H x W	Body Thickness	Interior Capacity	Weight	Lock Type
SF7240	72" x 40" x 26"	63½" x 31½"	2"	15-15-15-30-45 + 2 Gun	1,086 lbs.	ESL5
SF6036	59" x 36" x 26"	50½" x 27½"	2"	17-17-34 + 2 Gun	840 lbs.	ESL5
SF6030	59" x 30" x 26"	50½" x 21½"	2"	15-15-30 + 2 Gun	748 lbs.	ESL5
SF6032	59" x 30" x 21"	50½" x 21½"	2"	9-9-18 + 2 Gun	662 lbs.	ESL5

TF Series



FEATURES

- An economical gun safe offering impressive features!
- Lifetime warranty against burglary and fire

SECURITY

- 3/16" solid steel plate door, providing superior protection against pry attacks
- 4-way bolt work offering an extra layer of security on all 4 sides of the door
- 14GA solid steel body lined with 1-2 layers of fire protection panels providing burglary and fire protection
- (14) 1/4" chrome plated bolts on TF5924E5

- (8) 1" chrome plated bolts on TF5517E5
- Anchor holes provided
- UL Listed ESL5 electronic lock with illuminated keypad

FIRE PROTECTION

- Lined with 2 layers of fire protection panels on the ceiling and door
- Lined with 1 layer of fire protection panels in all the walls
- Dual door seals to protect against fire and smoke
- Fire rating of 1200°F for 30 minutes

FUNCTIONALITY

- Decorative three-spoke handle on TF5942E5, "L" style handle on TF5517E5.
- Industry's most flexible interior
- Door organizer
- TF5924 has storage for 1 long gun on the door



TF5924



TEXTURED

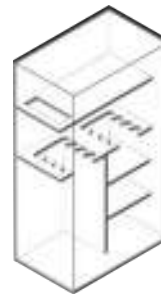


Textured Black

HARDWARE



Black Nickel



TF5924 Interior




TF5517 Interior

IMPORTANT:

Add 3" to outside depth for handle, dial and hinge projection.

Model	Outside Dimension H x W x D	Door Clearance H x W	Body Thickness	Interior Capacity	Weight	Lock Type
TF5924	59" x 24" x 18"	52" x 16 3/4"	1"	8-8-16 Gun + 1 Gun	388 lbs.	ESL5
TF5517	55 1/4" x 17 3/4" x 16"	49 1/2" x 12"	1"	11 Gun	286 lbs.	ESL5

Concealed Safe



FEATURES

- Tilt-out door for easy access
- Foam padded slide-out gun tray
- UL Listed ESL5-LP electronic lock with backlit and stealth mode keypad
- 18GA body & 7GA door steel construction
- 4-point locking bar
- 4 mounting holes on the top and bottom of safe
- Side handles with cutouts to attach straps or security cables
- Mini flashlight with flashlight holder



UBS648



TEXTURED



Textured Black

Model	Outside Dimension H x W x D	Door Clearance H x W	Body Thickness	Interior Capacity	Weight	Lock Type
UBS648	6" x 48" x 14 $\frac{5}{8}$ "	13" x 44 $\frac{1}{2}$ "	$\frac{1}{16}$ "	1.50 cu. ft.	80 lbs.	ESL5LP

Handgun Series

PS SERIES FEATURES

- Reliable fast access Simplex push button mechanical locking device.
- Welded and concealed continuous hinge
- Strong, pry-resistant locking bolt
- Locking mechanism protected by steel housing, impervious to punch attacks
- Heavy-duty chrome carrying handle

- Protective high density pluck foam-lined interior
- Four pre-drilled bolt down holes
- Packaged for UPS/FedEx shipments.

HAS SERIES FEATURES

- Reliable fast access Simplex push button mechanical locking device.
- Strong, pry-resistant locking bolt

- Locking mechanism protected by steel housing, impervious to punch attacks
- Protective high density pluck foam-lined interior
- 4 anchor holes on the top and 4 anchor holes on the bottom
- Packaged for UPS/FedEx shipments.



PS1210HD



PS1208EZ



HAS410


TEXTURED



Textured Gunmetal Gray

Model	Outside Dimension H x W x D	Door Clearance H x W	Body Thickness	Interior Capacity	Weight	Lock Type
PS1210HD	10 $\frac{1}{4}$ " x 12 $\frac{1}{4}$ " x 4 $\frac{1}{4}$ "	9 $\frac{5}{8}$ " x 11 $\frac{5}{8}$ "	10GA	273 cu. in.	24 lbs.	Simplex Mechanical Push Button
PS1208EZ	8 $\frac{1}{8}$ " x 12 $\frac{1}{4}$ " x 4"	7 $\frac{3}{4}$ " x 11 $\frac{3}{4}$ "	14GA	222 cu. in.	11 lbs.	Simplex Mechanical Push Button
HAS410	12" x 10" x 4"	10 $\frac{5}{16}$ " x 7 $\frac{1}{4}$ "	10GA	172 cu. in.	20 lbs.	Simplex Mechanical Push Button

Vault Door Series



FEATURES:

- 2" thick door
- Made in the USA
- (10) 1½" chrome plated bolts (5 bolts on inswing doors)
- Adjustable frame to fit walls ranging from 4¾" to 9½" thick
- Only VD offered with a "poured" fire protection mixture (DryLight®) - American Security's proprietary seamless, lightweight, high performance fire barrier

- Safety lock release
- Spy-proof key-locking dial
- 1 year parts and labor warranty

BF SERIES VAULT DOOR FEATURES:

- ½" steel plate on face of door providing a superior security barrier
- 1⅝" of seamless DryLight® as fire protection

BFQ SERIES VAULT DOOR FEATURES:

- ¼" steel plate on face of door providing a superior security barrier
- 1⅝" of seamless DryLight® as fire protection

OPTIONAL FEATURES:

- Left or right swing door


PANIC LOCK FEATURES:

- Standard with all VD models
- Allows the user to safely lock themselves inside, despite the lock combination being entered from the outside

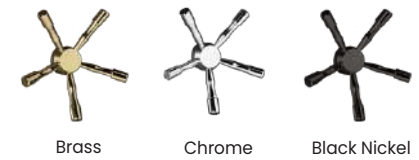


VD8036BF

TEXTURED




HARDWARE



Model	Swing Type	Wall Opening H x W	Door Opening H x W	Weight	Lock Type
VD8030BFQ	Out-Swing	79½" x 29½"	77½" x 24¾"	650 lbs.	See page 73
VD8030BFQIS	In-Swing	79½" x 29½"	77" x 20¾"	634 lbs.	See page 73
VD8030BF	Out-Swing	79½" x 29½"	77½" x 24¾"	839 lbs.	See page 73
VD8030BFIS	In-Swing	79½" x 29½"	77" x 20¾"	816 lbs.	See page 73
VD8036BFQ	Out-Swing	79½" x 35½"	77½" x 31"	762 lbs.	See page 73
VD8036BFQIS	In-Swing	79½" x 35½"	77" x 26¼"	726 lbs.	See page 73
VD8036BF	Out-Swing	79½" x 35½"	77½" x 31"	989 lbs.	See page 73
VD8036BFIS	In-Swing	79½" x 35½"	77" x 26¼"	957 lbs.	See page 73
VD8042BF	Out-Swing	79½" x 41½"	77½" x 37"	1,139 lbs.	See page 73
VD8042BFIS	In-Swing	79½" x 41½"	77" x 32¼"	1,098 lbs.	See page 73
VD8042BFQ	Out-Swing	79½" x 41½"	77½" x 37"	874 lbs.	See page 73
VD8042BFQIS	In-Swing	79½" x 41½"	77" x 32¼"	818 lbs.	See page 73



Home Safes



BF Series

FEATURES

- Available in a wide variety of paint finishes
- Made in the USA
- UL RSC I security rating

DOOR

- Dual seal design utilizes a silicone foam seal with a heat-expanding Palusol intumescent seal
- ½" solid steel plate door providing top rated security

BODY

- 3 massive 1" diameter solid steel chrome plated locking bolts. A full length dead bar locks deep into the body preventing door removal during a forced entry attempt
- Heavy duty steel hinges provide easy smooth door operation
- 1 recessed anchor bolt hole and mounting hardware are provided to securely anchor safe
- Plush velour interior
- BF1512, BF1716, BF2116 have 1 shelf. BF3416 has 2 shelves

- Optional storage cabinets available on models BF3416 and BF1716
- Optional BF safe pedestals available

FIRE PROTECTION

- UL fire rating of 1700°F for 60 minutes (Most respected fire rating to achieve) except BF3416 which has an ETL fire rating of 1200°F for 60 minutes
- Comes with intumescent door seal
- Lifetime fire replacement warranty
- Fire clay fill – a seamless fire-resistant barrier




BF1512

HIGH GLOSS



TEXTURED



HARDWARE



** Quotes available for other custom options such as two-tone, discontinued colors, or color match to your specifications, subject to manufacturing limitations.

Model	Outside Dimension H x W x D	Door Clearance H x W	Body Thickness	Interior Capacity	Weight	Lock Type
BF1512	20¼" x 17¼" x 18¾"	15" x 12"	2⅝"	2,340 cu. in.	288 lbs.	UL Group II
BF1716	22¼" x 21¾" x 21¾"	17" x 16½"	2⅝"	4,488 cu. in.	412 lbs.	UL Group II
BF2116	26¼" x 21¾" x 20¼"	21" x 16½"	2⅝"	5,024 cu. in.	476 lbs.	UL Group II
BF3416	39¼" x 21¾" x 21¾"	34" x 16½"	2⅝"	8,976 cu. in.	690 lbs.	UL Group II

BFS Series

ALL BFS MODELS BESIDES BFS912: FEATURES

- 1 anchor hole with hardware
- Cement-based fire and security barrier
- ESL10 UL Type 1 high security lock
- ETL fire rating of 60 minutes at 1200°F
- UL RSC I security rating
- ½" solid steel plate door providing top rated security
- 3-way & 4-way bolt work protecting from severe pry attacks
 - BFS2214: 3-way active bolt work, or 7 active bolts

- BFS2815, BFS3416, & BFS4520: 4-way active bolt work, or 10 active bolts
- Optional storage cabinets available on BFS4520E1

BFS912: BODY

- 1¾" double wall steel construction
- ¾" steel barrier
- Interlock fire-safe jamb
- ETL fire rating of 80 minutes at 1775°F
- 2 anchor holes with hardware

BFS912: DOOR

- ½" solid steel plate door providing top rated security
- ESL5LP, UL Type 1 high security electronic lock
- Massive hardplate and two relock devices
- (3) ¾" x 1" steel locking bolts
- (3) ¾" x 1" steel dead bolts



BFS2214



TWO-TONE



Textured
Black &
Charcoal
Gray

HARDWARE



Chrome



BFS912



BFS912E5LP



All Other
BFS Models



Model	Outside Dimension H x W x D	Door Clearance H x W	Body Thickness	Interior Capacity	Weight	Lock Type
BFS1512E1	20⅞" x 17⅞" x 19⅜"	14⅞" x 12"	2⅝"	2,430 cu. in.	278 lbs.	ESL10
BFS2214E1	27⅞" x 19⅞" x 21¾"	21⅞" x 13⅞"	2⅝"	4,839 cu. in.	424 lbs.	ESL10
BFS2815E1	33" x 20" x 22¾"	27⅞" x 14⅞"	2⅝"	6,568 cu. in.	514 lbs.	ESL10
BFS3416E1	39⅞" x 21" x 23¾"	33⅞" x 15⅞"	2⅝"	9,462 cu. in.	634 lbs.	ESL10
BFS4520E1	49⅞" x 25⅞" x 25¾"	44⅞" x 19¾"	2⅝"	16,707 cu. in.	792 lbs.	ESL10
BFS912E5LP	12½" x 16" x 16⅜"	8⅞" x 12½"	1¾"	1,238 cu. in.	145 lbs.	ESL5LP

CSC Series

FEATURES

- UL RSC I security rating
- 2 hour factory fire rating

DOOR

- Overall thickness of 4 $\frac{5}{8}$ " and is constructed with a 2" defense barrier of outer and inner steel plates creating a burglary resistant structure enclosing a cement-based fire and security barrier

BODY

- Durable powder coated adjustable shelves
- Heat expandable intumescent door seal guards contents against severe fires

LOCKING MECHANISM

- (2-3) 1 $\frac{1}{2}$ " diameter solid steel dead bolts for protection from pry attacks
- UL Listed ESL10 or Group II combination lock with chrome-plated spy-proof dial. Optional electronic locks available

- Glass relocker provides another substantial barrier of burglary protection.
- Heavy duty steel hinges provide easy, smooth door operation
- One internal recessed anchor hole and mounting hardware are provided to securely anchor safe
- Attractively accented with a full width fascia panel and matching 3-spoke handle

TEXTURED



Textured
Charcoal
Gray

HARDWARE



Chrome



CSC1913




IMPORTANT:

- Add 2" to outside depth for handle, dial and hinge projection.
- Add 1" (rubber feet) to outside height.

Model	Outside Dimension H x W x D	Door Clearance H x W	Body Thickness	Interior Capacity	Weight	Lock Type
CSC1413E1	19 $\frac{1}{2}$ " x 18" x 19 $\frac{7}{8}$ "	14" x 12 $\frac{1}{2}$ "	2 $\frac{3}{4}$ "	2,135 cu. in.	256 lbs.	ESL10
CSC1913E1	24 $\frac{1}{2}$ " x 18" x 19 $\frac{7}{8}$ "	19" x 12 $\frac{3}{8}$ "	2 $\frac{3}{4}$ "	2,898 cu. in.	318 lbs.	ESL10

AM Series



FEATURES:

- 3/16" solid steel plate door, providing superior protection against pry attacks
- Powder-coated blue with black nickel hardware
- Gray fabric interior
- Backlit UL Listed ESL5 electronic lock with stealth mode keypad
- 12GA steel body
- Lined with fire protection panels
- ETL fire rating of 1200°F for 45 minutes
- 3-way bolt work
- 4 pre-cut anchor holes
- AM2020E5: 1 shelf
- AM3020E5: 2 shelves
- AM4020E5: 3 shelves



TEXTURED



Textured
AM Blue

HARDWARE




Black Nickel



AM3020E5

Model	Outside Dimension H x W x D	Door Clearance H x W	Body Thickness	Interior Capacity	Weight	Lock Type
AM2020E5	20" x 20" x 20"	14½" x 14½"	12GA	3,811 cu. in.	180 lbs.	ESL5
AM3020E5	30" x 20" x 20"	24½" x 14½"	12GA	6,121 cu. in.	230 lbs.	ESL5
AM4020E5	40" x 20" x 20"	34½" x 14½"	12GA	8,431 cu. in.	316 lbs.	ESL5

Jewelry Safe Model



FEATURES:

- 3/16" solid steel plate door, providing superior protection against pry attacks
- Textured white exterior with black nickel hardware
- Quilted faux leather interior
- 2 interior drawers measuring: 9" W x 17/8" H x 11 3/4" D
- Backlit UL Listed ESL5 electronic lock
- 12GA steel body
- Lined with fire protection panels
- ETL fire rating of 1200°F for 45 minutes
- 3-way bolt work
- 4 pre-cut anchor holes
- LED light kit
- Necklace hangers
- Motion sensor light



JS2020E5

TEXTURED



Textured White

HARDWARE

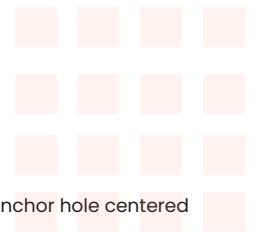


Black Nickel



Model	Outside Dimension H x W x D	Door Clearance H x W	Body Thickness	Interior Capacity	Weight	Lock Type
JS2020E5	20" x 20" x 20"	14 1/2" x 14 1/2"	12GA	3,811 cu. in.	180 lbs.	ESL5

CEV Series (TL-15)



FEATURES

- Designed based on our USA made Amvault family, with an economic focus
- TL-15 security rated. One of the highest security ratings in the safe business
- Independent fire rating of 1850°F for 2 hours
- Standard heavy duty 3-spoke handle and pull handle offering an attractive look

DOOR

- Standard 6" overall door thickness with a barrier of outer and inner steel plates creating a single structure enclosing a unique, high density fire and burglary resistant composite material
- Defense barrier houses a proprietary amalgamation of nuggets and steel fibers to withstand concentrated attacks with the most sophisticated equipment used by burglars today

BODY

- A single 1/2" recessed anchor hole centered in the bottom
- High strength adjustable steel shelves

LOCKING MECHANISM

- Equipped with a ESL10 electronic lock
- Equipped with 6-10 massive 1 1/2" diameter chrome plated solid steel locking bolts. Each bolt moves deep into the body's protected bolt chambers



CEV3524



TEXTURED



Textured Black

HARDWARE



Chrome



Model	Outside Dimension H x W x D	Door Clearance H x W	Body Thickness	Interior Capacity	Weight	Lock Type
CEV1814	25" x 21" x 21 1/2"	18" x 14"	3 1/2"	1.8 cu. in.	854 lbs.	ESL10
CEV2518	32" x 25" x 25 1/2"	25" x 18"	3 1/2"	4.2 cu. in.	1,292 lbs.	ESL10
CEV3524	42" x 31" x 29 1/2"	35" x 24"	3 1/2"	9.7 cu. in.	1,674 lbs.	ESL10
CEV5524	62" x 31" x 29 1/2"	55" x 24"	3 1/2"	15.3 cu. in.	2,768 lbs.	ESL10
CEV6528	72" x 35" x 29 1/2"	65" x 28"	3 1/2"	21.1 cu. in.	3,153 lbs.	ESL10

MAX Safe (TL-15)

DOOR FEATURES

- Constructed with a 2" defense barrier of outer and inner steel plates enclosing a unique, high-density fire and burglary resistant composite material
- Defense barrier houses a proprietary amalgam of nuggets and steel barriers to withstand concentrated attacks from the most sophisticated equipment used by burglars today

BODY FEATURES

- A reinforced drill resistant door frame protects the door and each individual bolt chamber from severe side attacks
- A proprietary inner steel barrier protects against peeling attacks
- High-strength adjustable shelf with charcoal gray finish
- Equipped with a recessed 3/16" diameter anchor hole
- ETL fire rating 90 minutes

LOCKING MECHANISM

- 3-way active boltwork mechanism engages the bolts horizontally and vertically into the body of the safe
- Equipped with (6) 1 1/8" diameter polished stainless steel locking bolts. Each bolt moves deep into the body's protected bolt chambers

HINGE FEATURES

- Heavy-duty steel hinges provide smooth door operation

TEXTURED



Textured
Charcoal
Gray



MAX1014

Model	Outside Dimension H x W x D	Door Clearance H x W	Body Thickness	Interior Capacity	Weight	Lock Type
MAX1014	15 7/8" x 19 3/4" x 19 3/8"	10 1/8" x 14 1/8"	2 3/4"	0.95 cu. ft.	492 lbs.	ESL10

UL Series

FEATURES

- Safes withstand fires of up to 1850°F for 2 hours and a 30' drop – equivalent to falling through a 2 story burning building
- The best warranty in the business. Lifetime fire replacement and 1 year parts and labor
- Increased barriers for burglary protection. Impressive 3½" thick recessed door with ⅝" thick front for excellent pry resistance
- Handle activated locking mechanism with ⅞" diameter solid steel chrome plated locking bolts offering smooth operation
- Internal anchor bolt hole with hardware
- UL Listed Group II key changeable combination lock with relock. 1 million possible combinations
- Auxiliary spring-loaded relock device activated by severe attack
- Heavy duty steel hinges provide additional security and smooth operation
- For your convenience, rubber feet are standard
- 1 adjustable shelf and one base on all models
- Attractively accented with a brass or chrome handle, decorative emblems and plush velour interior



UL1511



TEXTURED



Textured
Charcoal
Gray

HARDWARE



Chrome



Brass



IMPORTANT:

- Add 2" to outside depth for handle, dial and hinge projection. Outside height includes 1" high rubber feet; 2¾" for casters on the 2 largest models.
- Shown with optional electronic lock

Model	Outside Dimension H x W x D	Door Clearance H x W	Body Thickness	Interior Capacity	Weight	Lock Type
UL1511	22" x 17" x 18½"	15¼" x 11"	2¾"	2,139 cu. in.	246 lbs.	UL Group II
UL1812	25" x 18" x 18"	18½" x 12½"	2¾"	2,775 cu. in.	272 lbs.	UL Group II
UL1812X	25" x 18" x 23½"	18½" x 12½"	2¾"	3,931 cu. in.	298 lbs.	UL Group II

FS Series

FEATURES

- The only safe in its class that comes with back lit keypad making it easier to enter your combination

FS914E5LP AND FS149E5LP FEATURES

- The only safe in its class with a UL listed type 1 ESL5LP electronic lock preventing the safe from being "bounced open".
- 1 drawer shelf
- Handle operated side-locking mechanism

- with two chromed locking bolts
- 2 deadbolts prevent door removal
- 4 rubber feet
- 1 internal anchor hole and hardware
- UL fire rating of 60 minute

FS1814E5 FEATURES

- UL ESL5 electronic lock
- Handle operated locking mechanism with 3-way boltwork
- 2 deadbolts prevent door removal

- 1 key-lock drawer and one adjustable shelf
- 1 internal anchor hole and hardware
- UL fire rating of 60 minute



FS914E5LP

TEXTURED



Textured
Black Granite




FS1814E5

IMPORTANT:

- Add 2" to outside depth for handle, dial and hinge projection.
- Model FS1814E5 has 1 key-lock drawer and 1 adjustable shelf.
- Dimensions have been converted from metric measurements. Please allow +1/4" to -1/4" variation for both outer and inner dimensions listed.

Model	Outside Dimension H x W x D	Door Clearance H x W	Body Thickness	Interior Capacity	Weight	Lock Type
FS914E5LP	14" x 19½" x 15¾"	9¾" x 15¼"	2⅞"	1,438 cu. in.	96 lbs.	ESL5LP
FS149E5LP	19½" x 14" x 15¾"	15¼" x 9¾"	2⅞"	1,468 cu. in.	96 lbs.	ESL5LP
FS1814E5	23¾" x 18⅞" x 18½"*	18¼" x 13⅞"	2¾"	2,964 cu. in.	164 lbs.	ESL5

MS Safe



FEATURES

- Formed, high-tensile steel body and jamb construction to maximize protection against pry attacks
- ½" solid steel door
- Equipped with UL listed ESL10 lock
- (3) 1" diameter chromed steel locking bolts
- Bolt detent system engages boltwork automatically
- Auxiliary spring-loaded relocking device
- Lock and relock protected by large carburized hardplate
- 4 anchor bolt holes
- Adjustable shelf provided

TEXTURED




Textured
Charcoal
Gray



MS1414E1

Model	Outside Dimension H x W x D	Door Clearance H x W	Body Thickness	Interior Capacity	Weight	Lock Type
MS1414E1	14" x 14" x 14"	9¾" x 9¾"	11GA	2,080 cu. in.	67 lbs.	ESL10

EST Series



FEATURES

- DL6000 bounce-proof electronic lock with a large LCD display allows smooth and easy operation
- LCD display shows low-battery indicator, time, date and keypad
- Emergency key-lock override system with 2 keys, power override battery box, built-in spy-proof function and motion detector alert
- Can be bolted to the wall or floor
- Carpeted base
- Pry-resistant recessed door with internal hinges for anti-theft protection
- Anchor hardware standard
- Models EST1014 and EST2014 have 1 removable shelf

TEXTURED



Textured
Parchment




EST916



Model	Outside Dimension H x W x D	Door Clearance H x W	Body Thickness	Interior Capacity	Weight	Lock Type
EST813	7 ⁷ / ₈ " x 12 ¹ / ₄ " x 8"	5 ³ / ₄ " x 8 ¹ / ₄ "	14GA	499 cu. in.	16 lbs.	DL6000
EST916	9" x 16" x 13 ¹ / ₄ "	6 ³ / ₄ " x 12 ¹ / ₈ "	14GA	1,550 cu. in.	27 lbs.	DL6000
EST1014	9 ³ / ₄ " x 14 ¹ / ₈ " x 9 ³ / ₄ "	7 ⁵ / ₈ " x 10 ¹ / ₄ "	14GA	1,032 cu. in.	22 lbs.	DL6000
EST2014	19 ³ / ₄ " x 13 ³ / ₄ " x 12 ¹ / ₄ "	17 ¹ / ₈ " x 9 ¹ / ₄ "	14GA	2,602 cu. in.	40 lbs.	DL6000

IRC Safe



FEATURES:

- Heavy duty steel construction offers excellent burglary protection
- Convenient motorized locking system, incorporating the latest technology
- Easy to read, large LED display lets you know the status of the safe
- 4-6 digit combination, standard hotel room configuration (customer sets new combination every time safe is used, quickly and easily), or electronic credit card
- Reliable ADA approved keypad

- Runs on 4 AA batteries. If batteries should go dead, each safe has a by-pass power cable
- Lock-out penalty if the combination is entered wrong, the safe will lock up for 15 minutes, frustrating the would-be burglar.
- Emergency key-lock override system with 2 keys
- Spacious interior fits most laptop computers
- 2 anchor holes with mounting hardware included
- Attractive carpeted bottom hides anchor bolts
- Guest instruction label included
- Packaged for UPS shipment

OPTIONS:

- Hand-held, programming device, offering audit trail and electronic override (IRCPROG)

TEXTURED



Textured
Black



IRC916E



Model	Outside Dimension H x W x D	Door Clearance H x W	Body Thickness	Interior Capacity	Weight	Lock Type
IRC916E	9" x 16" x 14"	6 $\frac{1}{16}$ " x 13"	14GA	1,672 cu. in.	29 lbs.	4 to 6 Digit Combination or Electronic Credit Card Reader

WS Series

WEST2114 FEATURES

- Extra spacious interior, while still offering the convenience of fitting between studs
- DL6000 bounce-proof electronic lock with a LCD display showing low-battery indicator, time, date and keypad
- Emergency key-lock override system with 2 keys, power override battery box, built-in spy-proof function and motion detector alert
- Heavy gauge solid steel construction, plus dual live bolts made also of heavy gauge steel

- Carpeted base
- Pry-resistant recessed door with internal hinges for anti-theft protection
- 2 removable shelves
- Packaged for UPS shipment

WS1214E5 FEATURES

- An additional spring-loaded reloading device, activated by a punching attack
- Lock and relocks are protected by a large carburized hardplate

- Handle activated locking mechanism consisting of (3) 1" diameter locking bolts. Each bolt is drive resistant, chromed steel with a long throw
- 1 piece heavy duty dead bar behind hinge prevents removal of door even if hinges are removed during a forced entry attempt
- 2 removable shelves. Extra deep interior
- American Security's UL Listed ESL5 electronic lock



WS1214E5

TEXTURED



Textured
Black Granite



WFS149E5LP

TEXTURED



Textured
Cream



WEST2114

Model	Outside Dimension H x W x D	Door Clearance H x W	Body Thickness	Interior Capacity	Weight	Lock Type
WS1214E5	12 ⁵ / ₈ " x 14" x 10"	10 ³ / ₄ " x 11 ¹ / ₄ "	7GA	876 cu. in.	86 lbs.	ESL5
WEST2114	21 ¹ / ₈ " x 13 ⁷ / ₈ " x 4"	19 ¹ / ₄ " x 10 ¹ / ₄ "	14GA	733 cu. in.	31 lbs.	DL6000
WFS149E5LP	19 ¹ / ₂ " x 14" x 19 ³ / ₈ "	15 ¹ / ₂ " x 9 ³ / ₄ "	2 ¹ / ₈ "	1,468 cu. in.	104 lbs.	ESLP5LP

Business Safes



RMM Series

SAFE FEATURES:

- Solid steel ½" thick door equipped with 10 solid steel anti-spread pins
- Formed high tensile steel body and jamb construction to maximize protection against pry attack
- Provided with 6 removable door mounted coin racks
- Reinforced internal jambs on all four sides provide protection against sledgehammer attack
- 3-way locking system with (5) 1" dia chrome plated locking bolts

- Bolt detent system engages boltwork and locks the door automatically
- Auxiliary spring-loaded relocking devices
- Locks and relocks protected by a large carburized hardplate
- Standard 4 anchor bolt holes
- Left-swing door available

RMM2620 FEATURES:

- By using a drop drawer, the safe maximizes usable space
- Attended drawer option

RMM3124ESLAUDIT FEATURES:

- Most secure drop safe in the market
- Standard with ES LAudit II for extra accountability and dual control
- Extra large storage compartment for cash tills, cash box, cash bag and bulk coin
- Comes standard with 9 door mounted coin racks
- Extra large deposit compartment with anti-fish rotary hopper
- LED light with motion sensor make it easy to see inside both the rotary hopper and deposit compartment



RMM2620SW-R



TEXTURED



Textured
Charcoal
Gray

HARDWARE



Chrome



RMM3124ESLAudit



Model	Outside Dimension H x W x D	Door Clearance H x W	Body Thickness	Interior Capacity	Weight	Lock Type
RMM2620SW-R	26" x 20" x 18½"	18¼" x 15½"	11GA	7,946 cu. in.	230 lbs.	SafeWizard II
RMM2620ESLAudit-R	26" x 20" x 18½"	18¼" x 15½"	11GA	7,946 cu. in.	230 lbs.	ESLAudit II
RMM2620ESL20-R	26" x 20" x 18½"	18¼" x 15½"	11GA	7,946 cu. in.	230 lbs.	ESL20
RMM3124ESLAudit	31" x 24½" x 20"	Left: 28" x 13½" Right: 12⅝" x 5¾"	11GA	Left: 8,220 cu. in. Right: 3,726 cu. in.	360 lbs.	ESLAudit II

Money Manager Series



STANDARD FEATURES:

- The ESLAudit II helps keep the opportunistic employees honest
- 3 drop offers 3 color-coded drops and bins
- (3) 1" diameter locking bolts
- Auto lock bolt detent
- Internal relock device
- Large carburized hardplate

- Coin racks
- Front hopper: 16¼"W x 2"H x 3½"D
- Front hopper features "anti-fish" baffles
- 4 anchor bolts with hardware
- 3 models: 3-Drop, Top-Drop, and CTR Drop

Available while Supplies last:

- MM2820 3-Drop-ESLAudit
- MM2820 Top-Drop-ESLAudit



MM2820 Ctr-Drop-ESLAudit

TEXTURED



Textured Black



Model	Outside Dimension H x W x D	Door Clearance H x W	Body Thickness	Interior Capacity	Weight	Lock Type
MM2820 Top-Drop-ESLAudit	28" x 20½" x 20"	TOP: 8½" x 16¼" BTM: 8½" x 16¼"	11GA	3,230 cu. in. 3,740 cu. in.	247 lbs.	ESLAudit II
MM2820 3-Drop-ESLAudit	28" x 20½" x 20"	TOP: 8½" x 16¼" BTM: 8½" x 16¼"	11GA	3,230 cu. in. 3,740 cu. in.	274 lbs.	ESLAudit II
MM2820 Ctr-Drop-ESLAudit	28" x 20½" x 20"	TOP: 8½" x 16¼" BTM: 8½" x 16¼"	11GA	3,230 cu. in. 3,740 cu. in.	278 lbs.	ESLAudit II

BWB Drop Series

FEATURES

- Formed high tensile steel body and jamb construction to maximize protection against pry attack
- Reinforced internal jambs on all four sides to provide protection against sledgehammer attack
- 3-way locking mechanism consisting of (5) 1" diameter chromed steel locking bolts
- Bolt detent system engages boltwork automatically
- Locks and relocks protected by a large carburized hardplate
- Auxiliary spring-loaded relocking devices

- Convenient, door-mounted, recessed coin rack
- Standard 4 anchor bolt holes

INTERIOR LOCKER FEATURES

- Heavy 1/4" steel door, and single-key camlock with 2 keys
- Large clear door opening: 6" H x 12"W (for 20" W safes)
- Inside Dimensions:
BWB2020 / BWB3020 / BWB4020:
8 5/8" x 19 3/4" x 14"
- Note: Front Load Depository - inside locker height restricted to 6"

DEPOSIT DRAWER FEATURES (ONLY MODEL BWB3020D1)

- Large "fish" resistant, pull out drop drawer deposits directly into standard interior locker
- Drawer size: 11 1/8" x 3 1/2" x 7 1/2"
- Heavy duty steel sliding drawer

FRONT LOAD DEPOSITORY FEATURES

- Recessed heavy duty 1/8" construction with 1/8" door
- Protected by dual "anti-fish baffles"
- Large package capacity: 4" x 9" x 11 1/2" (maximum)
- May be ordered in any one of four directions. Specify front, reversed, right load or left load



BWB2020FL


TEXTURED



Textured
Charcoal
Gray

Model	Outside Dimension H x W x D	Door Clearance H x W	Body Thickness	Interior Capacity	Weight	Lock Type
BWB2020FL	29 3/4" x 20" x 20"	14 3/4" x 16 1/4"	11GA	3,022 cu. in.	218 lbs.	ESL10
BWB3020-D1	30" x 20" x 20"	24 3/4" x 16 1/4"	11GA	6,380 cu. in.	270 lbs.	ESL10
BWB3020FL	39 3/4" x 20" x 20"	24 3/4" x 16 1/4"	11GA	6,380 cu. in.	278 lbs.	ESL10
BWB4020FL	49 3/4" x 20" x 20"	34 3/4" x 16 1/4"	11GA	9,737 cu. in.	360 lbs.	ESL10

BWB Series



FEATURES

- Designed to fit cash register drawers
- Improved security with 3-way bolt work
- Hardened mailbox drop hinge
- Versatility in locks
- ½" thick solid steel door, recessed for resistance to pry attacks
- Formed, high-tensile steel body and jamb construction to maximize protection against pry attacks
- ESL10 UL Type 1 high security lock

- Auxiliary spring-loaded relock device
- Locks and relocks protected by a large carburized hardplate
- Attractive Charcoal Gray textured finish
- 4 anchor bolt holes

INTERIOR LOCKER FEATURES

- Reinforced internal jambs on all four sides to provide excellent protection against sledgehammer attack
- 3-way locking mechanism consisting of 5 massive 1" diameter chromed steel locking bolts

bolts

- Bolt detent system keeps bolts retracted when the door is open, then automatically engages when door is shut
- Convenient door mounted recessed coin rack
- Large capacity for storage of cash trays
- Adjustable shelves

TEXTURED



Textured
Charcoal
Gray



BWB2020

Model	Outside Dimension H x W x D	Door Clearance H x W	Body Thickness	Interior Capacity	Weight	Lock Type
BWB2020	20" x 20" x 20"	14¾" x 16¼"	½"	6,631 cu. in.	154 lbs.	ESL10
BWB3020	30" x 20" x 20"	24¾" x 16¼"	½"	9,988 cu. in.	218 lbs.	ESL10
BWB4020	40" x 20" x 20"	34¾" x 16¼"	½"	13,346 cu. in.	272 lbs.	ESL10

Depository DSF Series



BODY FEATURES

- Strong, formed "B" Rate construction made of A36 solid steel plate for improved security and appearance
- Formed door jamb for increased resistance to sledgehammer attack

DOOR FEATURES (2014, 2714 & 3214)

- ½" thick A36 solid steel plate, recessed ½" to increase resistance to pry attack
- (3) 1" diameter chromed steel locking bolts
- Bolt detent system engages boltwork automatically

- Auxiliary spring-loaded reloading device
- Lock and relock protected by large carburized hardplate

HOPPER

- Large package sizes:
(Top Load Rotary): 4¾"D x 4¾"W x 10"L
(Front/Reverse Load): 4"D x 2¾"W x 10½"L
- Recessed, heavy duty ⅛" construction (¼" door)
- Protected by dual "anti-fish" baffle

DSF2516 FEATURES

- Versatility in locks
- Designed to fit cash register drawers

TEXTURED



Textured
Charcoal
Gray



DSF2516

Model	Outside Dimension H x W x D	Door Clearance H x W	Body Thickness	Interior Capacity	Weight	Lock Type
DSF2014	20¼" x 14" x 14"	9¾" x 9¾"	11GA	1,272 cu. in.	84 lbs.	ESL10 or ESL20
DSF2516	25" x 16" x 20"	14½" x 12"	11GA	1,513 cu. in.	142 lbs.	ESL20
DSF2714	27¼" x 14" x 14"	9¾" x 9¾"	11GA	2,609 cu. in.	96 lbs.	ESL10
DSF3214	32¼" x 14" x 14"	9¾" x 9¾"	11GA	1,815 cu. in. (Top Loading) 1,702 cu. in. (Front Loading)	138 lbs.	ESL10

Depository DST Safe



BODY

- Strong, formed "B" Rate construction made of A36 solid steel plate for improved security and appearance
- Formed door jamb for increased resistance to sledgehammer attack
- 4 anchor bolt holes are standard

DOOR

- ½" thick A36 solid steel plate, recessed ½" to increase resistance to pry attack
- (3) 1" diameter chromed steel locking bolts
- Bolt detent system engages boltwork automatically
- Auxiliary spring-loaded reloading device
- Lock and relock protected by large carburized hardplate

HOPPER

- The rotary designed hopper is the most difficult to fish. The most secure drop system
- Large package sizes:
(Top Load Rotary): 4¾"D x 4¾"W x 10"L
(Front/Reverse Load): 4"D x 2¾"W x 10½"L
- Recessed, heavy duty ⅛" construction (¼" door)
- Protected by dual "anti-fish" baffle

TEXTURED



Textured
Black

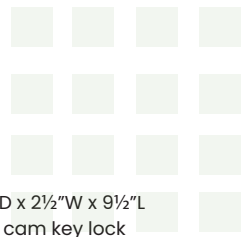


DST2014



Model	Outside Dimension H x W x D	Door Clearance H x W	Body Thickness	Interior Capacity	Weight	Lock Type
DST2014	20¼" x 14" x 14"	9¾" x 9¾"	11GA	1,739 cu. in.	105 lbs.	ESL10

DSR Safe



BODY

- 4 anchor bolt holes

DOOR

- (3) 1" dia. steel locking bolts
- Auto lock bolt detent system
- Internal relocking device
- Large carburized hardplate

INTERIOR

Receiving locker:

- ¼" solid steel plate with cam key lock
- Clear door: 6"H x 10"W
- ID: 57⁄8"H x 15¾"W x 13¾"D

Till Storage Compartment:

- Fit up to 4 till trays
- Clear door: 14½" h x 12" w
- Inside Dimensions: 9"h x 15¾"w x 17"d

REVERSE HOPPER

- Large package sizes: 4"D x 2½"W x 9½"L
- ½" solid steel plate with cam key lock
- Protected by dual "anti-fish" baffles
- Thru the wall depository with adjustable chute
- Wall Thickness: 67⁄8" to 137⁄8"
- Floor Height: 36¾" to 48¾"



DSR2516



TEXTURED



Textured
Charcoal
Gray

Model	Outside Dimension H x W x D	Door Clearance H x W	Body Thickness	Interior Capacity	Weight	Lock Type
DSR2516	25" x 16" x 20"	14½" x 12"	11GA	3,682 cu. in.	260 lbs.	ESL20

BLC Series



DOOR FEATURES

- 1" ("C" Rate) steel pry resistant recessed door
- UL Listed Group II key changeable lock, with relock and 1 million possible combinations
- Additional spring loaded relocking device, activated by a punching attack
- Locks and relocks protected by a large carburized hardplate

- A handle activated locking mechanism consisting of (3) 1" chromed steel locking bolts. (BLC4024 models)
- Solid steel full length dead bar prevents door removal if hinges are removed during a forced entry attempt
- Adjustable ball bearing hinges

BODY FEATURES

- ½" ("C" rate) solid steel bodies
- Body reinforcing frame gives the appearance of 1" thick walls to discourage attack
- Adjustable shelves
- Custom sizes, interior options and high security features available
- Left swing door optional



BLC3024



TEXTURED



Textured
Charcoal
Gray

HARDWARE



Chrome

Model	Outside Dimension H x W x D	Door Clearance H x W	Body Thickness	Interior Capacity	Weight	Lock Type
BLC2018	21" x 19" x 16"	18½" x 16½"	½"	4,320 cu. in.	370 lbs.	UL Group II
BLC3018	31" x 19" x 20"	28½" x 16½"	½"	8,640 cu. in.	550 lbs.	UL Group II
BLC3024	31" x 25" x 24"	28½" x 22½"	½"	14,400 cu. in.	740 lbs.	UL Group II
BLC4024	41" x 25" x 24"	38½" x 22½"	½"	19,200 cu. in.	925 lbs.	UL Group II

BLB Series



DOOR FEATURES

- ½" ("B" Rate) steel pry resistant recessed door
- UL Listed Group II key changeable lock, with relock and 1 million possible combinations
- Additional spring loaded relocking device, activated by a punching attack
- Locks and relocks protected by a large carburized hardplate

- A handle activated locking mechanism consisting of (3) 1" chromed steel locking bolts. (BLB4024 models)
- Solid steel full length dead bar prevents door removal if hinges are removed during a forced entry attempt
- Adjustable ball bearing hinges

BODY FEATURES

- ¼" ("B" Rate) solid steel bodies
- Body reinforcing frame gives the appearance of 1" thick walls to discourage attack
- Adjustable shelves
- Custom sizes, interior options and high security features available
- Left swing door optional



BLB2018

TEXTURED



Textured
Charcoal
Gray

HARDWARE



Chrome



IMPORTANT:

- Shown with optional ESL10 lock

Model	Outside Dimension H x W x D	Door Clearance H x W	Body Thickness	Interior Capacity	Weight	Lock Type
BLB2018	20½" x 18½" x 15"	18" x 16"	4GA	4,320 cu. in.	218 lbs.	UL Group II
BLB3018	30½" x 18½" x 19"	28" x 16"	4GA	8,640 cu. in.	312 lbs.	UL Group II
BLB3024	30½" x 24½" x 23"	28" x 22"	4GA	14,400 cu. in.	360 lbs.	UL Group II
BLB4024	40½" x 24½" x 23"	38" x 22"	4GA	19,200 cu. in.	445 lbs.	UL Group II

CFX Series (TL-30x6)



FEATURES

- Made in the USA
- Underwriters Laboratories TL-30x6 rating
- All 6 sides of the safe constructed with a defense barrier of inner and outer steel plates enclosing a unique interlocking heavy duty steel barrier, high strength concrete
- Filled with high strength concrete exceeding 12,000 psi combined with a high density high strength ceramic matrix. Impervious to the most sophisticated attacks.

- High density insulating materials incorporated in the door and body
- Impervious to burglary attacks attempted by the most sophisticated equipment utilized today and the vaults contents against intense fires

- Optional 3-way bolt work & glass relocker

FIRE PROTECTION

- Safes withstand fires of up to 1850°F for 2 hours



CFX452020



TEXTURED



Textured
Charcoal
Gray

HARDWARE



Satin



IMPORTANT:

- Add 2½" to outside depth for handle, dial and hinge projection.
- Optional 3-way boltwork available on the CFX line.

Model	Outside Dimension H x W x D	Door Clearance H x W	Body Thickness	Interior Capacity	Weight	Lock Type
CFX252016	31" x 26" x 25¼"	25" x 20"	3"	4.6 cu. ft.	1,433 lbs.	See pg. 73
CFX352020	41" x 26" x 29¼"	35" x 20"	3"	8.1 cu. ft.	1,946 lbs.	See pg. 73
CFX452020	51" x 26" x 29¼"	45" x 20"	3"	10.4 cu. ft.	2,343 lbs.	See pg. 73
CFX582820	64" x 34" x 29¼"	58" x 28"	3"	18.8 cu. ft.	3,418 lbs.	See pg. 73
CFX703620	76" x 42" x 29¼"	70" x 36"	3"	29.2 cu. ft.	4,578 lbs.	See pg. 73

CF Series (TL-30)

FEATURES

- Made in the USA
- Underwriters Laboratories TL-30 rating

DOOR

- Overall thickness of 6" and is constructed with a 3" defense barrier of outer and inner steel plates creating a single structure enclosing a unique high density fire and burglary resistant material to withstand the most sophisticated attacks.

- Defense barrier houses a proprietary amalgamation of nuggets and steel fibers to withstand concentrated attacks with the most sophisticated equipment used by burglars today
- Heavy duty pull handle standard on all CF models

BODY

- 3½" thick body, also enclosing a unique high density fire and burglary resistant material to withstand the most sophisticated attacks.
- A reinforced drill resistant door frame protects the door and each individual bolt chamber from severe side attacks

- A proprietary inner barrier protects against peeling attacks
- High strength adjustable shelves

THREE-WAY BOLTWORK OPTION

- Safes can be equipped with a 3-way active boltwork mechanism engaging the bolts horizontally and vertically into the body of the safe (except model 1814)

HINGE

- Offers a vertical height adjustment and utilizes an oil impregnated bearing ensuring easy door operation

FIRE PROTECTION

- Safes withstand fires of up to 1850°F for 2 hours



CF1814



TEXTURED



Textured
Charcoal
Gray

HARDWARE



Satin



MADE IN USA

IMPORTANT:

- Add 2½" to outside depth for handle, dial and hinge projection.
- ** Model CF1814 cannot be equipped with an auxiliary lock, 3-way boltwork, or glass relock mechanism. Left swing models: After model #, use suffix "L".

Model	Outside Dimension H x W x D	Door Clearance H x W	Body Thickness	Interior Capacity	Weight	Lock Type
CF1814**	25" x 21" x 21½"	18" x 14"	3½"	1.8 cu. ft.	758 lbs.	See pg. 72
CF2518	32" x 25" x 25½"	25" x 18"	3½"	4.2 cu. ft.	1,195 lbs.	See pg. 73
CF3524	42" x 31" x 29½"	35" x 24"	3½"	9.7 cu. ft.	1,908 lbs.	See pg. 73
CF4524	52" x 31" x 29½"	45" x 24"	3½"	12.5 cu. ft.	2,311 lbs.	See pg. 73
CF5524	62" x 31" x 29½"	55" x 24"	3½"	15.3 cu. ft.	2,679 lbs.	See pg. 73
CF6528	72" x 35" x 29½"	65" x 28"	3½"	21.1 cu. ft.	3,359 lbs.	See pg. 73
CF7236	79" x 43" x 32½"	72" x 36"	3½"	34.5 cu. ft.	4,426 lbs.	See pg. 73

CE Series (TL-15)

FEATURES

- Made in the USA
- Underwriters Laboratories TL-15 rating

DOOR

- Overall thickness of 6" and is constructed with a 3" defense barrier of outer and inner steel plates creating a single structure enclosing a unique high density fire and burglary resistant material to withstand the most sophisticated attacks

- Defense barrier houses a proprietary amalgamation of nuggets and steel fibers to withstand concentrated attacks with the most sophisticated equipment used by burglars today
- Heavy duty pull handle standard on all CE models

BODY

- 3½" thick body, also enclosing a unique high density fire and burglary resistant material to withstand the most sophisticated attacks
- A reinforced drill resistant door frame protects the door and each individual bolt chamber from severe side attacks

- A proprietary inner barrier protects against peeling attacks
- High strength adjustable shelves

THREE-WAY BOLTWORK OPTION

- Safes can be equipped with a 3-way active boltwork mechanism engaging the bolts horizontally and vertically into the body of the safe (except model 1814)

HINGE

- Offers a vertical height adjustment and utilizes an oil impregnated bearing ensuring easy door operation

FIRE PROTECTION

- Safes withstand fires of up to 1850°F for 2 hours



CE2518

TEXTURED



Textured
Charcoal
Gray

HARDWARE



Chrome



IMPORTANT:

- Add 2½" to outside depth for handle, dial and hinge projection.
- ** Model CE1814 cannot be equipped with an auxiliary lock, 3-way boltwork, or glass relock mechanism. Left swing models: After model #, use suffix "L".

Model	Outside Dimension H x W x D	Door Clearance H x W	Body Thickness	Interior Capacity	Weight	Lock Type
CE1814**	25" x 21" x 21½"	18" x 14"	3½"	1.8 cu. ft.	710 lbs.	See pg. 72
CE2518	32" x 25" x 25½"	25" x 18"	3½"	4.2 cu. ft.	1,105 lbs.	See pg. 72
CE3524	42" x 31" x 29½"	35" x 24"	3½"	9.7 cu. ft.	1,674 lbs.	See pg. 72
CE4524	52" x 31" x 29½"	45" x 24"	3½"	12.5 cu. ft.	2,200 lbs.	See pg. 72
CE5524	62" x 31" x 29½"	55" x 24"	3½"	15.3 cu. ft.	2,343 lbs.	See pg. 72
CE6528	72" x 35" x 29½"	65" x 28"	3½"	21.1 cu. ft.	3,153 lbs.	See pg. 72
CE7236	79" x 43" x 32½"	72" x 36"	3½"	34.5 cu. ft.	3,880 lbs.	See pg. 72

DXE Series (TL-15)



BODY FEATURES

- All external seams are beveled and continuously welded
- Shelf strips installed allowing shelf adjustment. Shelves optional

LOCKING MECHANISM FEATURES

- Single auxiliary spring loaded reloading device, activated by a punching attack
- Locks and relocks protected by a patented active hardplate

- A handle activated locking mechanism consisting of (2-6) 1" chromed steel locking bolts
- 5 boltwork sizes allow American Security to build units from 12" to 88" high, widths from 14" to 41"
- Solid steel dead bar prevents door removal if hinges are removed during a forced entry attempt
- Compact locking mechanism and boltwork cover allow for optional door mounted coin racks

HINGE FEATURES

- Fabricated from high strength steel with precision machined alloy dowel pins
- Vertical height adjustment
- Oil impregnated bronze bearing hinges



DXE1818

TEXTURED



Textured
Charcoal
Gray



Model	Outside Dimension H x W x D	Door Clearance H x W	Body Thickness	Interior Capacity	Weight	Lock Type
DXE1414	15½" x 15½" x 16¼"	13½" x 13¼"	½"	2,523 cu. in.	240 lbs.	See pg. 73
DXE1818	19½" x 19½" x 16¼"	17½" x 16¾"	½"	4,107 cu. in.	325 lbs.	See pg. 73
DXE2020	21½" x 21½" x 24¼"	19½" x 18¾"	½"	8,405 cu. in.	464 lbs.	See pg. 73
DXE2420	25½" x 21½" x 24¼"	23½" x 18¾"	½"	10,045 cu. in.	513 lbs.	See pg. 73
DXE2424XD	25½" x 25½" x 28¼"	23½" x 18¾"	½"	14,406 cu. in.	635 lbs.	See pg. 73
DXE3018XD	31½" x 19½" x 24¼"	29½" x 16¾"	½"	11,285 cu. in.	574 lbs.	See pg. 73
DXE3024	31½" x 25½" x 24¼"	29½" x 16¾"	½"	14,945 cu. in.	673 lbs.	See pg. 73
DXE3030	31½" x 31½" x 24¼"	29½" x 28¾"	½"	18,605 cu. in.	770 lbs.	See pg. 73
DXE4024	41½" x 25½" x 24¼"	39½" x 22¾"	½"	19,845 cu. in.	821 lbs.	See pg. 73
DXE4524	46½" x 25½" x 24¼"	44½" x 22¾"	½"	22,295 cu. in.	897 lbs.	See pg. 73
DXE5030	51½" x 31½" x 24¼"	49½" x 28¾"	½"	30,805 cu. in.	1,103 lbs.	See pg. 73
DXE5224	53½" x 25½" x 24¼"	51½" x 22¾"	½"	25,725 cu. in.	1,100 lbs.	See pg. 73
DXE6030	61½" x 31½" x 24¼"	59½" x 28¾"	½"	36,905 cu. in.	1,274 lbs.	See pg. 73
DXE7234	73½" x 35½" x 30¼"	71½" x 32¾"	½"	65,033 cu. in.	1,775 lbs.	See pg. 73

ACF Series (TL-30)

DOOR FEATURES

- 5½" thick door constructed of outer and inner steel plates enclosing a high density proprietary composite material

BODY FEATURES

- Body constructed of inner and outer steel plates enclosing a high density proprietary composite material
- Door and inner jamb surrounded by thick solid steel bars

LOCKING MECHANISM FEATURES

- Single auxiliary spring-loaded reloading device, activated by a punching attack
- Locks and relocks protected by a large proprietary drill shattering active hardplate

- A handle activated locking mechanism consisting of three to (5) 1" diameter chromed steel locking bolts
- 5 boltwork sizes allow American Security to build units from 12" to 82" high, widths from 18" to 48" (interior dimensions)
- Solid steel dead bars prevent door removal if hinges are removed during a forced entry attempt
- Compact locking mechanism allows for optional door mounted coin racks

HINGE FEATURES

- Ball bearing hinges fabricated from high strength steel
- Precision machined alloy dowel pins
- Oil impregnated bronze bearing assures easy opening doors and reduced maintenance
- Vertical height adjustment

OPTIONS

- Coin racks • Managers lockers
- Interior lockers • Interior drawers
- Adjustable shelves • Anchor bolt assembly
- Left swing door
- Internal rotary hopper • Internal deposit slot
- Internal deposit chutes
- Hidden compartments



ACF4024



ACF4824DS

TEXTURED



Textured
Charcoal
Gray

HARDWARE



Chrome



MADE IN USA

Model	Outside Dimension H x W x D	Door Clearance H x W	Body Thickness	Interior Capacity	Weight	Lock Type
ACF2020	26¾" x 26½" x 29"	19" x 18¾"	¾"	8,000 cu. in.	1,069 lbs.	See pg. 71
ACF2020XD	26¾" x 26½" x 33"	19" x 18¾"	¾"	9,600 cu. in.	1,170 lbs.	See pg. 71
ACF3020	36¾" x 26½" x 29"	29" x 18¾"	¾"	12,000 cu. in.	1,369 lbs.	See pg. 71
ACF3020XD	36¾" x 26½" x 33"	29" x 18¾"	¾"	14,400 cu. in.	1,492 lbs.	See pg. 71
ACF4024	46¾" x 30½" x 29"	39" x 22¾"	¾"	19,200 cu. in.	1,849 lbs.	See pg. 71
ACF4024XD	46¾" x 30½" x 33"	39" x 22¾"	¾"	23,040 cu. in.	2,003 lbs.	See pg. 71
ACF5024	56¾" x 30½" x 29"	49" x 22¾"	¾"	24,000 cu. in.	2,176 lbs.	See pg. 71
ACF5024XD	56¾" x 30½" x 33"	49" x 22¾"	¾"	28,800 cu. in.	2,351 lbs.	See pg. 71
ACF6030	66¾" x 36½" x 29"	59" x 28¾"	¾"	36,000 cu. in.	2,847 lbs.	See pg. 71
ACF6030XD	66¾" x 36½" x 35"	59" x 28¾"	¾"	46,800 cu. in.	3,162 lbs.	See pg. 71
ACF4824DS	47¾" x 24½" x 26"	TOP: 25" x 16¾" BTM: 13" x 16¾"	¾"	6,552 cu. in. 4,284 cu. in.	1,746 lbs.	Group 2M Combination Lock Both Doors & AUX Key Lock Bottom Compartment

ACE Series (TL-15)

DOOR FEATURES

- 5½" thick door constructed of outer and inner steel plates enclosing a high density proprietary composite material

BODY FEATURES

- Body constructed of inner and outer steel plates enclosing a high density proprietary composite material
- Door and inner jamb surrounded by thick solid steel bars

LOCKING MECHANISM FEATURES

- Single auxiliary spring-loaded reloading device, activated by a punching attack
- Locks and relocks protected by a large proprietary drill shattering active hardplate

- A handle activated locking mechanism consisting of three to (5) 1" diameter chromed steel locking bolts
- 5 boltwork sizes allow American Security to build units from 12" to 82" high, widths from 18" to 48" (interior dimensions)
- Solid steel dead bars prevent door removal if hinges are removed during a forced entry attempt
- Compact locking mechanism allows for optional door mounted coin racks

HINGE FEATURES

- Ball bearing hinges fabricated from high strength steel
- Precision machined alloy dowel pins
- Oil impregnated bronze bearing assures easy opening doors and reduced maintenance
- Vertical height adjustment

OPTIONS

- Coin racks • Managers lockers
- Interior lockers • Interior drawers
- Adjustable shelves
- Anchor bolt assembly • Left swing door
- Internal rotary hopper • Internal deposit slot
- Internal deposit chutes
- Hidden compartments



ACE (custom)

TEXTURED



Textured
Charcoal
Gray

HARDWARE



Chrome



MADE IN USA

Model	Outside Dimension H x W x D	Door Clearance H x W	Body Thickness	Interior Capacity	Weight	Lock Type
ACE 2020	26¾" x 26½" x 29"	19" x 18¾"	3¼"	8,000 cu. in.	1,069 lbs.	See pg. 71
ACE 2020XD	26¾" x 26½" x 33"	19" x 18¾"	3¼"	9,600 cu. in.	1,170 lbs.	See pg. 71
ACE 3020	36¾" x 26½" x 29"	29" x 18¾"	3¼"	12,000 cu. in.	1,369 lbs.	See pg. 71
ACE 3020XD	36¾" x 26½" x 33"	29" x 18¾"	3¼"	14,400 cu. in.	1,492 lbs.	See pg. 71
ACE 4024	46¾" x 30½" x 29"	39" x 22¾"	3¼"	19,200 cu. in.	1,849 lbs.	See pg. 71
ACE 4024XD	46¾" x 30½" x 33"	39" x 22¾"	3¼"	23,040 cu. in.	2,003 lbs.	See pg. 71
ACE 5024	56¾" x 30½" x 29"	49" x 22¾"	3¼"	24,000 cu. in.	2,176 lbs.	See pg. 71
ACE 5024XD	56¾" x 30½" x 33"	49" x 22¾"	3¼"	28,800 cu. in.	2,351 lbs.	See pg. 71
ACE 6030	66¾" x 36½" x 29"	59" x 28¾"	3¼"	36,000 cu. in.	2,847 lbs.	See pg. 71
ACE 6030XD	66¾" x 36½" x 35"	59" x 28¾"	3¼"	46,800 cu. in.	3,162 lbs.	See pg. 71

Floor Safe Series

FEATURES

- Attractive design offers strong reliable welds to protect against burglary attacks and reduce possible leakage
- An additional spring-loaded relocking device, activated by a punching attack
- Lock and relocks are protected by a large carburized hardplate
- Handle activated locking mechanism consisting of (3) 1" diameter locking bolts. Each bolt is drive resistant, chromed steel with a long throw

- 1 piece heavy duty dead bar behind hinge prevents removal of door even if hinges are removed during a forced entry attempt

BODY

- Oversize floor plate ensures strong installation in concrete
- Flush cover plate
- Solid steel hinge mechanism using 3/8" diameter steel hinge pins and internal mounting bolts

- Door jamb design is manufactured with state-of-the-art equipment, with built-in devices offering the ultimate protection against sledgehammer attack
- Doors are removable and interchangeable
- 1 sliding shelf with double wide model (B3700)
- Attractive carpeted floor in every unit



B2200

TEXTURED



Textured
Charcoal
Gray

IMPORTANT:

* Constructed of 3/4" door and B-Rate body.

Model	Outside Dimension H" x W x D	Door Clearance H x W	Body Thickness	Interior Capacity	Weight	Lock Type
B1500*	12¾" x 14½" x 11¾"	10¾" x 11½"	4GA	1,377 cu. in.	102 lbs.	Combo Lock
B2200*	12¾" x 14½" x 17"	10¾" x 11½"	4GA	2,203 cu. in.	118 lbs.	Combo Lock
B2900*	12¾" x 14½" x 21¾"	10¾" x 11½"	4GA	2,872 cu. in.	134 lbs.	Combo Lock
B3700*	12¾" x 24" x 16¾"	10¾" x 11½"	7GA	3,785 cu. in.	145 lbs.	Combo Lock
B5800*	12½" x 36" x 16¾"	10¾" x 11½"	7GA	5,758 cu. in.	185 lbs.	Combo Lock

TB & K1 Series

TB SERIES FEATURES

- Solid steel construction
- Full width deposit slot over door equipped with an "anti-fish" saw tooth baffle to guard against pilferage or fishing
- Heavy-duty piano hinges
- Available with 4 different lock options to fit your specialized security requirements
- Units can be bolted together utilizing bolt holes
- Interchangeable doors allow flexible means of changing locking mechanisms without replacing the entire unit
- 2 anchor holes provided on all four sides

LOCK OPTIONS

- Single key camlock equipped with 2 keys. (Lock option -1)
- Chicago 7 pin radial key camlock, equipped with 2 keys. (Lock option 1T)
- Medeco® UL Listed high security single key camlock supplied with 2 keys. Medeco's restricted keyways protect against unauthorized key duplication. (Lock option-2)
- Best removable core key lock supplied without core. A removable core system lets you change the combination of any lock in seconds and can easily expand to include new facilities. Supplied without core. (Lock option -7, without core)

K1 MODEL FEATURES

- Full width slot over door
- A saw tooth baffle guards against pilferage or fishing
- Your choice of a single key Medeco® lock (K-1), or a Chicago single key lock (K-1A)
- "B" Rate steel construction
- May be installed vertically or horizontally
- May be mounted on or under counter as space permits
- Durable, impact resistant textured finish



TB610-1T



TEXTURED



Textured
Charcoal
Gray



K1

Model	Outside Dimension H x W x D	Door Clearance H x W	Body Thickness	Interior Capacity	Weight	Lock Type
TB0610-1	6" x 6" x 10"	5 ⁷ / ₈ " x 5"	16GA	289 cu. in.	8 lbs.	Single-Key Camlock
TB0610-1T	6" x 6" x 10"	5 ⁷ / ₈ " x 5"	16GA	289 cu. in.	8 lbs.	Chicago 7-Pin Radial Key Camlock
TB0610-2	6" x 6" x 10"	5 ⁷ / ₈ " x 5"	16GA	289 cu. in.	8 lbs.	Medeco Single-Key Camlock
TB0610-7	6" x 6" x 10"	5 ⁷ / ₈ " x 5"	16GA	289 cu. in.	8 lbs.	Removable Core Key Lock
K1	6" x 6" x 12"	3 ³ / ₁₆ " x 5"	9GA	337 cu. in.	16 lbs.	Medeco Single-Key Lock

NARCO Series



NARCO3824 FEATURES

- Specially designed base to match perfectly with current fixtures
- Indoor shelves for liquids
- All drawers are adjustable to match your needs
- (1) ½" thick outer door with a three-way locking system
- Designed to easily replace a standard wooden pharmacy cabinet
- 6 roll-out trays with 4 full width & depth adjustable dividers
- Lock status Time Delay Indicator box with 50 ft. cable
- B-rated burglar-resistive classification
- Three-way locking mechanism with (5) 1" dia. locking bolts
- (4) ⅝" dia. anchor holes
- Pharmacy white paint finish
- AC power standard



NARCO3824



TEXTURED



Textured
Pharmacy
White

HARDWARE



Chrome

Model	Outside Dimension H x W x D	Door Clearance H x W	Body Thickness	Interior Capacity	Weight	Lock Type
NARCO3824	38" x 24" x 23"	30¼" x 20¼"	11GA	16,131.45 cu. in.	438 lbs.	ESLAudit II

NARCO Series *(continued)*



NARCO3839 FEATURES

- Adjustable shelves
- False bottom to make a flat surface, great for liquids
- Doors only have to open 110° for drawers to be pulled out, ideal for when it's located between 2 pharmacists
- Handles and lock mounted higher to reduce stooping
- 2 outer doors made of solid ¼" steel with 4 heavy duty hinges and a 3-way locking system
- Designed to easily replace a standard wooden pharmacy cabinet
- 10 roll out trays

- Lock status Time Delay Indicator box with 10 ft. cable
- B-rated burglar-resistive classification
- Single auxiliary spring loaded relock device, activated by a punch attack
- Heavy-duty 3-point locking mechanism
- Cabinet mounted directly onto the floor with 4 anchor holes
- Warning label included
- AC power standard

NARCO8336 FEATURES

- Windows to increase productivity
- 4 outer doors made of polycarbonate and ¼" steel with a 3-way locking system
- Designed to easily replace a standard wooden pharmacy cabinet

- 24 shelves
- Shelves are adjustable up and down
- Lock status time delay Indicator box with 50 ft. cable
- B-rated burglar-resistive classification
- Single auxiliary spring loaded relock device, activated by a punch attack
- Heavy-duty 3-point locking mechanism
- Cabinet mounted directly onto the floor with 16 anchor holes – 4 top, bottom, and side drilled
- Warning label included
- 2 piece design for easy installation
- AC power standard



NARCO3839



TEXTURED



Textured
Pharmacy
White

HARDWARE




Chrome



NARCO8336

Model	Outside Dimension H x W x D	Door Clearance H x W	Body Thickness	Interior Capacity	Weight	Lock Type
NARCO3839	38" x 39" x 22"	34¼" x 16¾"	11GA	27,886.04 cu. in.	500 lbs.	ESLAudit II
NARCO8336	83" x 36" x 15¾"	37¾" x 14¾"	11GA	18,920.21 cu. in.	680 lbs.	ESLAudit II

Accessories



Stor-It Cabinets

2-DRAWER FEATURES

- Top drawer includes a 7 compartment ring organizer and a 6 compartment jewelry organizer
- Bottom drawer can be used for bulky items or converts to a file drawer
- Outside dimensions: 16 $\frac{5}{8}$ " x 15 $\frac{7}{8}$ " x 14 $\frac{3}{16}$ "
- Weight: 34 lbs.

4-DRAWER FEATURES

- Top drawer features a 4 compartment ring organizer and a 5 compartment jewelry organizer.
- Drawer 2 features a 15 compartment ring organizer.
- Drawer 3 features a 5 compartment necklace organizer.
- Drawer 4 can be used for bulky items.
- Outside dimensions: 16 $\frac{5}{8}$ " x 15 $\frac{7}{8}$ " x 14 $\frac{3}{16}$ "
- Weight: 39 lbs.

Stor-It Cabinets will slide into the following safe models without modification:

- BFX7250, BFII7250, BF1716, BF3416
- CE2518, CE3524, CE4524, CE5524, CE6528
- CF2518, CF3524, CF4524, CF5524, CF6528, CF7236
- CSC3018

Stor-It Cabinets may be used with the following safe models, but require custom interior at time of purchase:

- BFX7240, BFX6636, BFX6030, BFII7240, BFII6636, BFII6030




2-Drawer



4-Drawer



Light Kits



8" COMPACT LIGHT KIT


Provides greater visibility inside smaller American Security® safes. Features (2) 8" light strips with high-intensity white LED lights and a motion sensor that automatically turns the lights on when motion is detected. The lights turn off 30 seconds after motion has stopped. This light kit can be installed on any American Security safe. Includes battery pack. Retrofit Only.

36" LED LIGHT KIT

Has (2) 36" light strips with high-intensity white LED lights and a motion sensor that automatically turns the lights on when motion is detected. The lights turn off 30 seconds after motion has stopped. This light kit can be installed on any American Security safe and is also available as a retrofit kit.




8-in. Light Kit



36-in. Light Kit

Jewelry Drawers



SMALL DRAWER

Velvet lined jewelry drawer that can be installed on top or underneath most shelves.

- 7" x 3¾" x 11½"

LARGE DRAWER

Velvet lined jewelry drawer that can be installed on top or underneath most shelves.

- 10" x 3¾" x 13½"




Small Drawer



Large Drawer



Miscellaneous Gun



PISTOL RACK

Ideal for organizing pistols inside your safe. This four gun pistol rack sits on top of an interior shelf.

.50 CALIBER HANDLE

5-spoke handle. Available in black nickel only.

POWER STRIP

3 outlet power strip with 2 USB ports.

DEHUMIDIFIER

Maintains humidity in safe to prevent must and mildew

SAFE CLOAK

Instantly disguise your gun safe with American Security's Safe Cloak. Available in 5 different sizes, the Safe Cloak fits over your gun safe to instantly disguise it as a wood cabinet. Strong magnets and a sewn-in PVC board at the top easily and securely hold the cloak in place. The thermal-transfer, four-color wood-cabinet print is so good, it will fool not only passersby, but guests as well.



Dehumidifier



Pistol Rack



.50 Caliber Handle



Safe Cloak



3-Socket Power Strip

Interior Drawers/Lockers

INTERIOR DRAWERS

All drawers are commercial quality, heavy steel construction. Available in letter and legal document sizes. Each is furnished with handle and key lock. All drawer capacities are 100 lbs. and come with a heavy duty latch removable ball bearing suspension. Key lock is option.

INTERIOR LOCKERS


Offers a wide variety of standard interior locker compartments to fit your needs. Standard lockers are constructed of 11 gauge or 1/4" solid steel. Options include slotted doors, combination locks and high security key locks.

INTERIOR/EXTERIOR HOPPER


Available in 3 different package sizes ranging from 5 3/4" D x 3 1/2" W x 8 3/4" L to 7" D x 4 1/2" W x 10 3/4" L. Hoppers can be installed on the interior or exterior of plate or composite safes.



Interior Drawers



Interior Hopper




Interior Drawers



Exterior Hopper

Locks



A History of AMSEC'S Locks

We at AMSEC have been making safes since 1946. From a small shop in Paramount, California, we've grown to become a premier provider of security safes. We didn't become an industry leader by accident. It happened through hard work, determination and by building superior safes and innovating products based on our customers' needs.

We were the first company to recognize the need for high-reliability, high-security electronic locks. In 1989, AMSEC introduced the KPL100, which was the first electronic lock that could be retrofitted onto standard high-security safes. Originally designed for residential use, the KPL100 found widespread appeal in the commercial market as business owners found the electronic lock's speedy opening and its inherent auto-locking feature to be an extraordinary advance in asset protection.

When business owners wanted a better way to manage their loss-prevention activities, we designed a more sophisticated electronic access control lock to meet their needs. We implemented innovative features, such as time delay, time lock, dual control and audit trails with multiple users with unique identities. In 1997, we released our first full-featured access control system — the AMSEC Access Manager.


In 1998, AMSEC released the ESL10. To this day, the ESL10 is still recognized as the most reliable electronic lock in the industry.

In 2016, we introduced the industry's most sophisticated access control system with complete internet connectivity — the SafeWizard II.

We know that we are at our best when we listen to our customers. This is why AMSEC offers the most reliable and complete line of electronic locks and access-control systems available.



AMSEC Electronic Lock Comparison Chart



	ESL5	ESL5LP	ESL10	ESL20	ESLAudit II	SafeWizard II®
Keypad Housing	Round Backlit	N/A	Round	Round	Vertical Rectangle	Horizontal Rectangle
UL Listed	UL Type 1	UL Type 1	UL Type 1	UL Type 1	UL Type 1	N/A
Number of Users	1	1	1	1 Master, 8 users, 1 Armored Car	40 Multiple User Opts. Reg. Mgr., Mgr. & Std. Users	500 Multiple User Opts. Reg. Mgr., Mgr. & Std. Users
Time Delay Override	No	No	No	Yes	Yes	Yes
Safe Doors	1	1	1	1	4	12
Power Source	(1) 9V No A/C Opt	(1) 9V No A/C Opt	(2) 9V No A/C Opt	(2) 9V No A/C Opt	(2) 9V A/C Opt	AC w/ Battery Back-up
Combination (# of digits)	6	6	6	6	Key + 6 Digits 8 if Keypad only	Key + 6 Digits 8 if Keypad only
Wrong Try Lock Out (time)	Yes (15 min.)	Yes (15 min.)	Yes (15 min.)	Yes (15 min.)	Yes- 4 attempts (15 min.)	Settable (user only)
Dual Mode	N/A	N/A	N/A	Yes	Yes	Yes
Time Delay	N/A	N/A	N/A	1-99 min.	1-99 min.	1-99 min.
Time Delay Open Input Window (time/ by user)	N/A	N/A	N/A	1-9 min.	1-99 min.	1-99 min.
Time Lock (periods) *(variable)	N/A	N/A	N/A	N/A	(4) (*) Software set	(6) (*)
Duress	N/A	N/A	N/A	N/A	Opt	STD
Audit Trail (# of events)	N/A	N/A	N/A	N/A	Yes 5000 Time & Date Software Viewed	Yes 120,000 w/500 Backup Time & Date
PC Software Audit Records	N/A	N/A	N/A	N/A	(Opt.)	CLOUD (Opt.)
Alarm Interface	N/A	N/A	N/A	N/A	(Opt.)	Yes
Auto Lock	Yes	Yes	Yes	Yes	Yes	Yes
Bolt Options	Swing	Swing	Standard/Slam	Standard/Slam	Swing/Toggle	Swing/Toggle



ESL5



ESL5LP



ESL10



SafeWizard II




ESL20




ESIAudit II

Partner Electronic Lock Comparison Chart



	SARGENT & GREENLEAF		KABA		
	6123	6126	AuditCon 52	AuditCon 252	AuditCon 552
Keypad Housing	Round	Round	Round, Vertical	Round, Vertical	Round, Vertical
UL Listed	UL Type 1	UL Type 1	UL Type 1	UL Type 1	UL Type 1
Number of Users	5	1 Programmer, 3 Manager, 6 Super User, 20 User	2	20	99
Time Delay Override	Yes	Yes	No	Yes	Yes
Safe Doors	1	1	1	1	1
Power Source	(2) 9V	(2) 9V	Self Generating/Battery	Self Generating	Self Generating
Combination (# of digits)	6	6	6	8	8
Wrong Try Lock Out (time)	4 (15 min)	5 (10 min)	Yes (3 min)	Yes (3 min)	Yes (3 min)
Dual Mode	Yes	Yes	Yes	Yes	Yes
Time Delay	1-99 min.	1-99 min.	Yes (Order Model T-52)	Yes	Yes
Time Delay Open Input Window (time/by user)	2-9 min.	1-10 min.	No	No	No
Time Lock (periods)*(variable)	N/A	N/A	N/A	N/A	N/A
Duress	Opt	Opt	Opt	Opt	Opt
Audit Trail (# of events)	N/A	Yes 400 Time & Date	No	Yes 100	Yes 400 Time & Date
PC Software Audit Records	No	(Opt) Audit Only	No	Yes (Opt) 100	Yes (Opt) 400
Alarm Interface	No	Yes	No	Yes (Opt)	Yes (Opt)
Auto Lock	Yes	Yes	Yes	Yes	Yes
Bolt Options	Standard Motor	Standard Motor	Slide/ Standard	Slide/ Standard	Slide/ Standard

TWO PERSONS REQUIRED
TO UNLOCK THIS SAFE
— — — — —
ONE HAS COMBINATION ONLY
ONE HAS DIAL KEY ONLY



AMSEC Mechanical Locks

UL LISTED GROUP 2 MECHANICAL COMBINATION SAFE LOCK KIT

Mechanical combination safe locks have been around for over 100 years and are very secure and reliable. With the proper care and service, the American Security mechanical combination safe lock will last a long time.

- Three brass and aluminum combination wheels provide 1,000,000 theoretical combinations
- Dual brass locking cams prevent wheel slippage
- Solid brass locking bolt and zinc drop lever
- Four-way brass drive cam allows mounting RH, LH, VU or VD

- Internal spring-loaded brass relock trigger guards against punch attacks
- Standard mounting footprint matches most mechanical and electronic safe locks
- Large front-read convertible dial and ring
- Both dial and ring are die cast with black finish and white letters
- A solid, machined brass spindle – 4⁷/₈"
- Can be converted to a key-locking dial with a disc tumbler key cylinder and two keys (shown at below)
- Comes standard with an attractive self-stick solid dial insert or a key-locking dial insert

SAFE LOCK KIT INCLUDES

- UL Listed Group 2 mechanical safe lock
- Large front-read convertible dial & ring, B/W finish
- Non-key-locking dial insert
- Key-locking dial insert
- Key cylinder and two keys
- Package mounting hardware and two spline keys
- Combination change key
- Durable packaging and foam inserts protect contents from shipping damage



KEY LOCKING SPYPROOF DIAL

Restricts unauthorized viewing while dialing the combination, as well as providing dual custody control.



SPYPROOF DIAL

Restricts unauthorized viewing while dialing combination. Also available with key locking feature.



KEY LOCKING FRONT READ DIAL

Key is used to lock dial in a fixed position and affords dual custody control. Manager has the combination, collector has the key. Both must be present to unlock the safe.



Front Read Dial

Safes equipped with Time Locks offer the capability of locking the safe for a pre-selected period of time. Time periods range from one hour to 144 hours (6 full days).



UL LISTED DUAL NOSE KEY LOCK

Dual control safe deposit lock requires 2 different keys to open safe.



UL LISTED HIGH SECURITY KEY LOCK

European style 9-lever changeable key lock offers exceptional security features for use on inner locker or outer safe doors.



Safe Ratings



1850°

U.L. 350° F - 2 HOUR
FIRE ENDURANCE TEST

1700°

U.L. 350° F - 1 HOUR
FIRE ENDURANCE TEST

1200°


AVERAGE HOUSE FIRE

450°

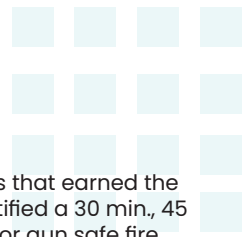
PAPER CHARS

350°

INTERIOR TEMPERATURE



Fire Ratings



When it comes to fire protection nobody does it better than American Security! We've developed high security safes that earned the stringent Underwriters Laboratories UL half-hr., 1 hr. and 2 hr. fire endurance classifications and have tested and certified a 30 min., 45 min., 60 min., 90 min., and 120 min. series gun safes with Intertek ETL, the industry's leading independent laboratory for gun safe fire testing. When comparing fire ratings it is important to understand the following:

- Be sure to weigh reports from independent laboratories against unverified factory testing.
- Consumers looking for real fire protection should consider a safe that has been tested and certified by either Underwriters Laboratories (UL) or Intertek Laboratories (ETL).
- Verify the fire curve. Did the furnace hold its specified temperature early on in the test or ramp up near the end? A true 2-hr. fire test should show that within 8 minutes, the furnace temperature was raised to 1200° F, and that temperature was maintained for the remainder of the two-hour test.
- What type of door seals does the product offer? The best seal is a Palusol™ door seal that expands to 7 times its size when temperatures reach 212 degrees, sealing off both heat and smoke. Some top end products use dual seals utilizing a silicone seal as first defense protecting the safe until the Palusol™ seal performs its task.

Fire causes over 6 billion in property damages every year. The National Fire Protection Agency NFPA also reported that one home structure fire happens every 85 seconds. With alarming facts as these make sure you make the right choice.

The Best: Fire safes that are constructed with inner and outer steel plates enclosing a poured fire insulating material creating a seamless fire barrier. These safes offer superior fire protection and have been tested by either Underwriters Laboratories (UL rating) or Intertek (ETL).

Better: Fire safes are constructed with 2 to 4 assorted layers of fire-resistant gypsum board positioned throughout the interior body and door. These safes should be tested and verified by Intertek (ETL).

Good: Fire safes are constructed with 1 to 2 assorted layers of gypsum board positioned throughout the interior body and door. They typically offer a manufacturers independent fire rating.

FIRE ENDURANCE TEST

After heat sensors and paper are placed inside the safe, the unit is locked and exposed to a uniformly distributed fire. The furnace is regulated to reach a maximum temperature of 1700°F for a period of one hour, or 1850°F for two hours, then allowed to cool without opening the furnace. The interior temperature is recorded throughout the test and during the cooling period until a definite drop is shown and must never exceed 350°F.

Once cooled, the unit is opened and examined for usability. The units locking mechanisms and parts fastenings are examined for security and the interior examined for visible evidence of undue heat transmission.

EXPLOSION HAZARD TEST

The safe is locked and placed into a furnace preheated to 2000°F. This temperature is maintained for 30 minutes (2 hour test is 45 minutes) and if no explosion results, the unit is allowed to cool without opening the furnace doors. Once cooled, the unit is opened and examined for usability. The units locking mechanisms and parts fastenings are examined for security and the interior examined for visible evidence of undue heat transmission.

FIRE IMPACT TEST (MANUFACTURER'S OPTION)

After the explosion hazard test, the safe is removed from the furnace and within two minutes is dropped 30' onto a riprap of brick on a heavy concrete base. After impact, the unit is examined for deformation, rupture of parts, damaged insulation and any other openings into the interior of the unit. Once cooled, the unit is inverted and reheated to 1550°F for a period of 30 min. (2 hour test: 45 min. at 1638°F).

Once cooled, the unit is opened and examined for usability. The units locking mechanisms and parts fastenings are examined for security and the interior examined for visible evidence of undue heat transmission.



UL FIRE RATING EXPLAINED

UL Label/Class 350°F—one hour and Class 350°F—two hour. The safe will maintain an interior temperature less than 350°F when exposed to fire for a period of one hour at 1700°F or for a period of two hours at 1850°F. Safe must successfully undergo all other requirements for the Fire Endurance Test, Explosion Hazard Test and the Fire/Impact Test.



ETL FIRE RATING EXPLAINED

ETL Testing Laboratories has been conducting performance and reliability tests since 1896. They are an internationally recognized with Labs in over 14 countries. Today Intertek ETL is the industry's leading independent laboratory for gun safe fire testing.

When analyzing the fire performance of competitive gun safes, be sure to weigh reports from independent laboratories against unverified factory testing.

Fire Ratings *(continued)*



30 MINUTE RATING EXPLAINED

NEW ETL-INTERTEK LABORATORY TESTING CONFIRMS THAT AMERICAN SECURITY'S TF® GUN SAFES HAVE SUPERIOR FIRE PROTECTION FOR 30 MIN. AT 1,200°F.

American Security's TF Gun Safes are constructed 2 to 3 assorted layers of gypsum board positioned throughout the interior body and door. This superior fire protection was confirmed at ETL-Intertek, the industry's leading independent laboratory for gun safe fire testing. When analyzing the fire performance of competitive safes, be sure to weigh reports from independent laboratories against unverified factory testing or untested claims.

During fire testing, ETL-Intertek kept our TF Gun Safes in their test oven for 30 minutes. Within 8 minutes, the furnace temperature was raised to 1200° F, and that temperature was maintained for the remainder of the 30 minute test. This method is consistent with the UL-72 fire test. Typical house fires only reach temperatures of 1100° F. A safe is considered to have failed this test if temperatures exceed 350°F anywhere in the safe. Our safe passed the test as internal temperatures never exceeded 350° F during the 30 minute of testing. Paper typically starts to ignite at 450° F.

60 MINUTE RATING EXPLAINED

ETL-INTERTEK LABORATORY TESTING CONFIRMS THAT AMERICAN SECURITY'S SF® GUN SAFES HAVE SUPERIOR FIRE PROTECTION FOR 60 MINUTES AT 1,200°F.

American Security safes that receive a 60-minute fire rating, like the SF series of gun safes, are safes that have been tested and certified to meet or exceed performance metrics at a temperature of 1,200° F for at least 60 minutes. This superior fire protection was confirmed at ETL-Intertek, the industry's leading independent laboratory for gun safe fire testing. When analyzing the fire performance of competitive safes, be sure to weigh reports from independent laboratories against unverified factory testing or untested claims.

During fire testing, ETL-Intertek kept our BF Gun Safes in their test oven for two hours. Within 8 minutes, the furnace temperature was raised to 1200° F, and that temperature was maintained for the remainder of the 60-minute test. This method is consistent with the UL-72 fire test. Typical house fires only reach temperatures of 1100° F. A safe is considered to have failed this test if temperatures exceed 350°F anywhere in the safe. Our safe passed the test as internal temperatures never exceeded 350° F during the 60 minutes of testing. Paper typically starts to ignite at 450° F.

90 MINUTE RATING EXPLAINED

ETL-INTERTEK LABORATORY TESTING CONFIRMS THAT AMERICAN SECURITY'S NF® GUN SAFES HAVE SUPERIOR FIRE PROTECTION FOR 90 MINUTES AT 1,200°F.

American Security's NF Gun Safes are constructed 3 to 4 assorted layers of gypsum board positioned throughout the interior body and door. This superior fire protection was confirmed at ETL-Intertek, the industry's leading independent laboratory for gun safe fire testing. When analyzing the fire performance of competitive safes, be sure to weigh reports from independent laboratories against unverified factory testing or untested claims.

During fire testing, ETL-Intertek kept our NF Gun Safes in their test oven for 90 minutes. Within 8 minutes, the furnace temperature was raised to 1200° F, and that temperature was maintained for the remainder of the 90 minute test. This method is consistent with the UL-72 fire test. Typical house fires only reach temperatures of 1100° F. A safe is considered to have failed this test if temperatures exceed 350°F anywhere in the safe. Our safe passed the test as internal temperatures never exceeded 350° F during the 90 minutes of testing. Paper typically starts to ignite at 450° F.


120 MINUTE RATING EXPLAINED

ETL-INTERTEK LABORATORY TESTING CONFIRMS THAT AMERICAN SECURITY'S BF® GUN SAFES HAVE SUPERIOR FIRE PROTECTION FOR 120 MINUTES AT 1,200°F.

American Security's BF Gun Safes use a proprietary fill material called DryLight, which offers exceptional fire protection without adding excess weight. This superior fire protection was confirmed at ETL-Intertek, the industry's leading independent laboratory for gun safe fire testing. When analyzing the fire performance of competitive safes, be sure to weigh reports from independent laboratories against unverified factory testing or untested claims.

During fire testing, ETL-Intertek kept our BF Gun Safes in their test oven for 120 minutes. Within 8 minutes, the furnace temperature was raised to 1200° F, and that temperature was maintained for the remainder of the 120 minute test. This method is consistent with the UL-72 fire test. Typical house fires only reach temperatures of 1100° F. A safe is considered to have failed this test if temperatures exceed 350°F anywhere in the safe. Our safe passed the test as internal temperatures never exceeded 350° F during the 120 minutes of testing. Paper typically starts to ignite at 450° F.

Burglary Ratings



The burglary safe Construction Ratings were established by the insurance industry to develop a standard that will indicate the degree of protection a safe will provide against an attempted burglary attack. The most common construction ratings range from B-Rate to C-Rate.

The best burglary safe Test Performance Ratings were established by Underwriters Laboratories (UL). Underwriters Laboratories was founded in 1894 and is chartered as a not-for-profit independent testing organization. U.L. has been testing products and writing standards for safety for more than a century. The most common Test Performance Ratings range from the U.L. RSC burglary rating to the U.L. TL-15, TL-30 and TL-30x6 high security ratings.

B-CLASSIFICATION / GOOD PROTECTION

The "B" burglary resistive classification is an industry construction and performance rating. This type of construction rating was established by the insurance industry to develop a standard that will indicate the degree of protection a safe will provide against an attempted burglary attack.

Construction Specifications: Steel doors less than 1" thick and steel body less than 1/2" thick.

C-CLASSIFICATION / BETTER PROTECTION

The "C" burglary resistive classification is an industry construction and performance rating. This type of construction rating was established by the insurance industry to develop a standard that will indicate the degree of protection a safe will provide against an attempted burglary attack.

Construction Specifications: Steel doors at least 1" thick and steel body at least 1/2" thick.

UL LABEL — RESIDENTIAL SECURITY CONTAINER I

Signifies a combination-locked safe designed to offer a limited degree of protection against attack by common mechanical and electrical hand tools and any combination of these means.

Construction Requirements:

- UL Listed Group II combination lock or Type 1 electronic lock
- Door material equivalent to at least 3/16" open hearth steel
- Body walls of material equivalent to at least 12 gauge open hearth steel

Performance Requirements: The door successfully resist entry for a net working time of 5 minutes when attacked against rigorous prying, drilling, punching, chiseling, and tampering attacks by UL technicians.

UL LABEL — RESIDENTIAL SECURITY CONTAINER II

Signifies a combination-locked safe designed to offer a limited degree of protection against attack by common mechanical and electrical hand tools and any combination of these means.

Construction Requirements:

- UL Listed Group II combination lock or Type 1 electronic lock
- Door material equivalent to at least 3/16" open hearth steel
- Body walls of material equivalent to at least 12 gauge open hearth steel

Performance Requirements: The door successfully resist entry for a net working time of 10 minutes when attacked against rigorous prying, drilling, punching, chiseling, and tampering attacks by UL technicians.

UL LABEL — BURGLARY CLASSIFICATION TL-15: BEST PROTECTION

Signifies a combination-locked safe designed to offer a maximum door protection against attack by common mechanical and electrical hand tools and any combination of these means.

Construction Requirements:

- UL Listed Group 2M, 1, 1R combination lock or Type 1 electronic lock
- 750 lbs. minimum or comes with instructions for anchoring in a larger safe, concrete blocks or on the premises where used
- Body walls of material equivalent to at least 1" open hearth steel with a minimum tensile strength of 50,000 P.S.I.
- Walls fastened in a manner equivalent to continuous ¼" penetration weld of open hearth steel with minimum tensile strength of 50,000 P.S.I.
- One hole ¼" or less, to accommodate electrical conductors arranged to have no direct view of the door or locking mechanism

Performance Requirements: The door successfully resist entry* for a net working time of 15 minutes when attacked with common hand tools, picking tools, mechanical or portable electric tools, grinding points, carbide drills and pressure applying devices or mechanisms.

Burglary Ratings *(continued)*

U.L. LABEL — BURGLARY CLASSIFICATION TL-30: SUPERIOR PROTECTION

Signifies a combination-locked safe designed to offer a maximum door protection against attack by common mechanical and electrical hand tools and any combination of these means.

Construction Requirements:

- U.L. listed Group 2M, 1, 1R combination lock or Type 1 electronic lock
- 750 lbs. minimum or comes with instructions for anchoring in a larger safe, concrete blocks or on the premises where used
- Body walls of material equivalent to at least 1" open hearth steel with a minimum tensile strength of 50,000 P.S.I.
- Walls fastened in a manner equivalent to continuous ¼" penetration weld of open hearth steel with minimum tensile strength of 50,000 P.S.I.
- One hole ¼" or less, to accommodate electrical conductors arranged to have no direct view of the door or locking mechanism

Performance Requirements: The door successfully resist entry* for a net working time of 30 minutes when attacked with common hand tools, picking tools, mechanical or portable electric tools, grinding points, carbide drills and pressure applying devices or mechanisms, abrasive cutting wheels and power saws.

U.L. LABEL — BURGLARY CLASSIFICATION TL-30×6: EXTREME PROTECTION

Signifies a combination-locked safe designed to offer a maximum six-sided body and door protection against attack by common mechanical and electrical hand tools and any combination of these means.

Construction Requirements:

- U.L. listed Group 2M, 1, 1R combination lock or Type 1 electronic lock
- 750 lbs. minimum or comes with instructions for anchoring in a larger safe, concrete blocks or on the premises where used
- Body walls of material equivalent to at least 1" open hearth steel with a minimum tensile strength of 50,000 P.S.I.
- Walls fastened in a manner equivalent to continuous ¼" penetration weld of open hearth steel with minimum tensile strength of 50,000 P.S.I.
- One hole ¼" or less, to accommodate electrical conductors arranged to have no direct view of the door or locking mechanism

Performance Requirements: The body and door successfully resist entry for a net working time of 30 minutes when attacked with common hand tools, picking tools, mechanical or portable electric tools, grinding points, carbide drills and pressure applying devices or mechanisms, abrasive cutting wheels and power saws.



Index



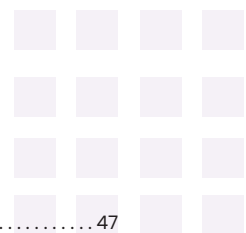
Lock Index *(continued)*

Model	Lock Type
BF2116	Combination Lock with Key-Locking Spy-Proof Dial Combination Lock with Spy-Proof Dial ESL5 ESL10 Combination Lock with Front-Read Dial
BF3416	Combination Lock with Key-Locking Spy-Proof Dial Combination Lock with Spy-Proof Dial ESL5 ESL10 Combination Lock with Front-Read Dial
BFII6024	Combination Lock with Key-Locking Spy-Proof Dial Combination Lock with Spy-Proof Dial ESL5 ESL10
BFII6030	Combination Lock with Key-Locking Spy-Proof Dial Combination Lock with Spy-Proof Dial ESL5 ESL10
BFII6032	Combination Lock with Key-Locking Spy-Proof Dial Combination Lock with Spy-Proof Dial ESL5 ESL10
BFII6636	Combination Lock with Key-Locking Spy-Proof Dial Combination Lock with Spy-Proof Dial ESL5 ESL10
BFII7240	Combination Lock with Key-Locking Spy-Proof Dial Combination Lock with Spy-Proof Dial ESL5 ESL10
BFII7250	Combination Lock with Key-Locking Spy-Proof Dial Combination Lock with Spy-Proof Dial ESL5 ESL10
BFX6024	Combination Lock with Key-Locking Spy-Proof Dial Combination Lock with Spy-Proof Dial ESL5 ESL10
BFX6030	Combination Lock with Key-Locking Spy-Proof Dial Combination Lock with Spy-Proof Dial ESL5 ESL10
BFX6032	Combination Lock with Key-Locking Spy-Proof Dial Combination Lock with Spy-Proof Dial ESL5 ESL10
BFX6636	Combination Lock with Key-Locking Spy-Proof Dial Combination Lock with Spy-Proof Dial ESL5 ESL10
BFX7240	Combination Lock with Key-Locking Spy-Proof Dial Combination Lock with Spy-Proof Dial ESL5 ESL10
BFX7250	Combination Lock with Key-Locking Spy-Proof Dial Combination Lock with Spy-Proof Dial ESL5 ESL10
BWB4020	ESL10
CE1814	Combination Lock with Key-Locking Spy-Proof Dial Combination Lock with Spy-Proof Dial ESL5 ESL10
CE1814 (High-Gloss)	Combination Lock with Key-Locking Spy-Proof Dial Combination Lock with Spy-Proof Dial ESL5 ESL10
CE2518	Combination Lock with Key-Locking Spy-Proof Dial Combination Lock with Spy-Proof Dial ESL5 ESL10
CE2518 (High Gloss)	Combination Lock with Key-Locking Spy-Proof Dial Combination Lock with Spy-Proof Dial ESL5 ESL10
CE3524	Combination Lock with Key-Locking Spy-Proof Dial Combination Lock with Spy-Proof Dial ESL5 ESL10
CE4524	Combination Lock with Key-Locking Spy-Proof Dial Combination Lock with Spy-Proof Dial ESL5 ESL10
CE5524	Combination Lock with Key-Locking Spy-Proof Dial Combination Lock with Spy-Proof Dial ESL5 ESL10
CE6528	Combination Lock with Key-Locking Spy-Proof Dial Combination Lock with Spy-Proof Dial ESL5 ESL10
CE7236	Combination Lock with Key-Locking Spy-Proof Dial Combination Lock with Spy-Proof Dial ESL5 ESL10
CF1814	Combination Lock with Key-Locking Spy-Proof Dial Combination Lock with Spy-Proof Dial ESL5 ESL10

Lock Index *(continued)*

Model	Lock Type
CF2518	Combination Lock with Key-Locking Spy-Proof Dial Combination Lock with Spy-Proof Dial ESL5 ESL10
CF3524	Combination Lock with Key-Locking Spy-Proof Dial Combination Lock with Spy-Proof Dial ESL5 ESL10
CF4524	Combination Lock with Key-Locking Spy-Proof Dial Combination Lock with Spy-Proof Dial ESL5 ESL10
CF5524	Combination Lock with Key-Locking Spy-Proof Dial Combination Lock with Spy-Proof Dial ESL5 ESL10
CF6528	Combination Lock with Key-Locking Spy-Proof Dial Combination Lock with Spy-Proof Dial ESL5 ESL10
CF7236	Combination Lock with Key-Locking Spy-Proof Dial Combination Lock with Spy-Proof Dial ESL5 ESL10
CFX352020	Combination Lock with Key-Locking Spy-Proof Dial Combination Lock with Spy-Proof Dial ESL5 ESL10
CFX452020	Combination Lock with Key-Locking Spy-Proof Dial Combination Lock with Spy-Proof Dial ESL5 ESL10
CFX582820	Combination Lock with Key-Locking Spy-Proof Dial Combination Lock with Spy-Proof Dial ESL5 ESL10
CFX703620	Combination Lock with Key-Locking Spy-Proof Dial Combination Lock with Spy-Proof Dial ESL5 ESL10
DXE Money Chests	Combination Lock with Key-Locking Spy-Proof Dial Combination Lock with Spy-Proof Dial ESL5 ESL10
DSC2014KC	Dual Nose Key Combination Lock with Key-Locking Front-Read Dial Combination Lock with Key-Locking Spy-Proof Dial Combination Lock with Spy-Proof Dial
VD8030BFQ	Combination Lock with Key-Locking Spy-Proof Dial Combination Lock with Spy-Proof Dial ESL5 ESL10
VD8030BFQIS	Combination Lock with Key-Locking Spy-Proof Dial Combination Lock with Spy-Proof Dial ESL5 ESL10
VD8030BF	Combination Lock with Key-Locking Spy-Proof Dial Combination Lock with Spy-Proof Dial ESL5 ESL10
VD8030BFIS	Combination Lock with Key-Locking Spy-Proof Dial Combination Lock with Spy-Proof Dial ESL5 ESL10
VD8036BFQ	Combination Lock with Key-Locking Spy-Proof Dial Combination Lock with Spy-Proof Dial ESL5 ESL10
VD8036BFQIS	Combination Lock with Key-Locking Spy-Proof Dial Combination Lock with Spy-Proof Dial ESL5 ESL10
VD8036BF	Combination Lock with Key-Locking Spy-Proof Dial Combination Lock with Spy-Proof Dial ESL5 ESL10
VD8036BFIS	Combination Lock with Key-Locking Spy-Proof Dial Combination Lock with Spy-Proof Dial ESL5 ESL10
VD8042BFQ	Combination Lock with Key-Locking Spy-Proof Dial Combination Lock with Spy-Proof Dial ESL5 ESL10
VD8042BFQIS	Combination Lock with Key-Locking Spy-Proof Dial Combination Lock with Spy-Proof Dial ESL5 ESL10
VD8042BF	Combination Lock with Key-Locking Spy-Proof Dial Combination Lock with Spy-Proof Dial ESL5 ESL10
VD8042BFIS	Combination Lock with Key-Locking Spy-Proof Dial Combination Lock with Spy-Proof Dial ESL5 ESL10

Product Index



A

ACE2020 45

ACE2020XD 45

ACE3020 46

ACE3020XD 45

ACE4024 45

ACE4024XD 45

ACE5024 45

ACE5024XD 45

ACE6030 45

ACE6030XD 45

ACF2020 44

ACF2020XD 44

ACF3020 44

ACF3020XD 44

ACF4024 44

ACF4024XD 44

ACF4824DS 44

ACF5024 44

ACF5024XD 44

ACF6030 44

ACF6030XD 44

AM2020E5 20

AM3020E5 20

AM4020E5 20

B

B1500 46

B2200 46

B2900 46

B3700 46

B5800 46

BF1512 17

BF1716 17

BF2116 17

BF3416 17

BFII6024 6

BFII6030 6

BFII6032 6

BFII6636 6

BFII7240 6

BFII7250 6

BFS912E5LP 18

BFS1512E1 18

BFS2214E1 18

BFS2815E1 18

BFS3416E1 18

BFS4520E1 18

BFX6024 8

BFX6030 8

BFX6032 8

BFX6636 8

BFX7240 8

BFX7250 8

BLB2018 39

BLB3018 39

BLB3024 39

BLB4024 39

BLC2018 38

BLC3018 38

BLC3024 38

BLC4024 38

Burglary Ratings 67

BWB2020 34

BWB2020FL 33

BWB3020 34

BWB3020-D1 33

BWB3020FL 33

BWB4020 34

BWB4020FL 33

C

CE1814 42

CE2518 42

CE3524 42

CE4524 42

CE5524 42

CE6528 42

CE7236 42

CEV1814 22

CEV2518 22

CEV3524 22

CEV5524 22

CEV6528 22

CF1814 41

CF2518 41

CF3524 41

CF4524 41

CF5524 41

CF6528 41

CF7236 41

CFX252016 40

CFX352020 40

CFX452020 40

CFX582820 40

CFX703620 40

CSC1413 19

CSC1913 19

D

DSF2014 35

DSF2516 35

DSF2714 35

DSF3214 35

DSR2516 37

DST2014 36

DXE1414 43

DXE1818 43

DXE2020 43

DXE2420 43

DXE2424XD 43

DXE3018XD 43

DXE3024 43

DXE3030 43

DXE4024 43

DXE4524 43

DXE5030 43

DXE5224 43

DXE6030 43

DXE7234 43

E

ESL5 58

ESL5LP 58

ESL10 58

ESL20 58

ESLAUDIT II 58

EST813 27

EST916 27

EST1014 27

EST2014 27

F

Fire Ratings 65

FS149E5LP 25

FS914E5LP 25

FS1814E5 25

G

Miscellaneous Gun 54

H

HAS410 13

I

IRC916E 28

Interior Drawers/Lockers 55

J

JS2020E5 21

Jewelry Drawers 53

K

K1 47

Kaba Auditcon® Locks 60

L

Light Kits 52

Lock Index 71

M

MAX1014 23

Mechanical Locks 62

MM2820 Ctr-Drop 32

MM2820 Top-Drop 32

MM2820 3-Drop 32

MS1414E1 26

N

NARCO3824 48

NARCO3839 49

NARCO8336 49

NF5924 10

NF6030 10

NF6032 10

NF6036 10

P

PSI208EZ 13

PSI210HD 13

R

RF703620X6 5

RF582820X6 5

RF6528 5

RMM2620ESL20-R 31

RMM2620ESLAudit-R 31

RMM2620SW-R 31

RMM3124ESLAudit 31

S

Sargent & Greenleaf 60

SAFEWIZARD II® 58

SF6030 11

SF6032 11

SF6036 11

SF7240 11

Stor-It Cabinets 51

T

TB0610-1 47

TB0610-1T 47

TB0610-2 47

TB0610-7 47

TF5517 12

TF5924 12

U

UBS648 13

UL1511 24

UL1812 24

UL1812X 24

V

VD8030BF 14

VD8030BFIS 14

VD8030BFQ 14

VD8030BFQIS 14

VD8036BF 14

VD8036BFIS 14

VD8036BFQ 14

VD8036BFQIS 14

VD8042BF 14

VD8042BFQ 14

VD8042BFIS 14

VD8042BFQIS 14

W

WEST2114 29

WS1214E5 29

WFS149E5LP 29

Freight Damage Claims

Freight Damage Claims must be received from the dealer/wholesaler within 10 days of shipment receipt. This is specific for cases involving freight damage identified and noted on the BOL (Bill of Lading). Concealed Freight Damage Claims must be received within 7 days of shipment receipt.

Any Freight Damage Claims submitted after these time frames will be rejected

To file a freight claim, the following information is required:

- Safe Serial Number(s).
- Photos of the damage, to include the box for the safe.
- Photo of the BOL/Delivery Receipt showing the delivery was marked as damaged.

Any Freight Damage Claims submitted without these items will be rejected

Cancellation Policy

"Custom Built" Products

- Applies to all products fabricated/modified at the factory. In addition, any imported "Stock" item that is altered, programmed, or changed at the factory is considered "Custom Built."
- If production has not begun and the cancellation request is submitted within the 72hrs (3 days Grace Period) order submission, no cancellation penalty will be applied.
- If the Grace Period has elapsed and production has not started, a 20% restocking fee will be applied for canceling the order.
- Once production has begun on any "Custom Built" product, no cancellations are allowed. The item will move forward on the production schedule and the customer is responsible for accepting the item once it has been completed.
- For "Dealers and Distributors", the item will ship as scheduled, or on their next load.

"Stock" Products

- Any imported item that is brought in complete and is not altered, programmed, or changed at the factory.
- Cancellation requests, there will be a 20% restocking fee applied, unless the request to cancel occurs within 72hrs (3 days) of the original order.
- If the item ships prior to the request to cancel, the customer will also be responsible for the 20% restocking fee and any additional freight (outbound and inbound) charges.

